

Swedbank Pension Fund V60 index (limited redemption)

Factsheet | Data as of 31 March 2026

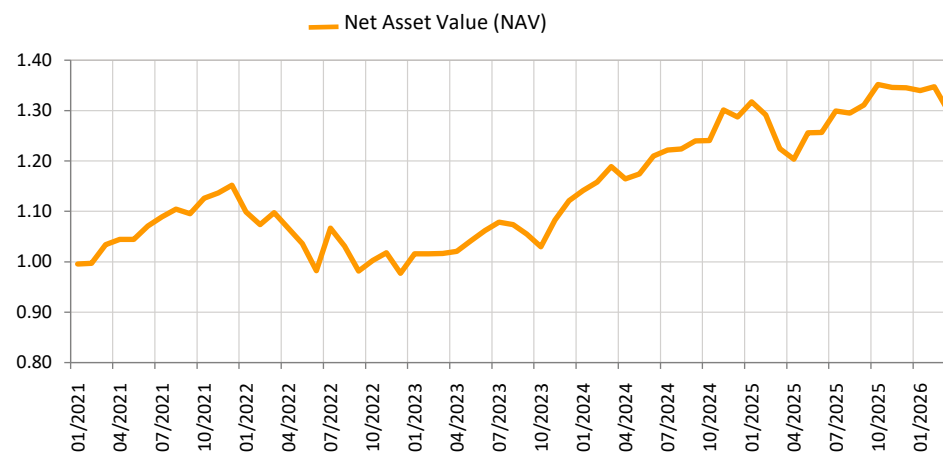
Investment principles

The Fund is a voluntary pension fund. Its main purpose is to provide the Funds' unit holders with additional income in addition to the state pension after reaching the retirement age. The assets of the Fund are predominantly invested in instruments that follow global equity indices of developed countries and bond indices consisting of investment-grade financial instruments denominated in euros. Up to 60% of the Fund's assets may be invested in instruments with equity risk. The investment of the assets of the Fund shall take into consideration the ESG (environmental, social, governance) factors or principles of other fields of responsible and sustainable policy.

Fund information

Fund Management Company	Swedbank Investeerimisfondid AS
Portfolio Manager	Pertti Rahnel
Inception year	2021
ISIN code	EE3600001731
Net Assets (AUM)	4 480 896 EUR
Net Asset Value (NAV)	1.29910 EUR
Ongoing Charge	0.29%
Management Fee	0.29%
Subscription Fee	0.0%
Redemption Fee	0.0%

Fund performance*



Historical Performance*

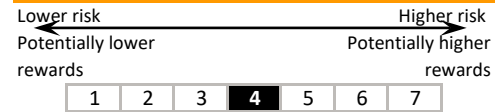
	YTD	1 month	3 months	1 year	2 years	3 years	5 years	Inception
Performance	-3.4%	-3.6%	-3.4%	6.1%	9.3%	27.8%	25.6%	29.9%
Annualized return				6.1%	4.5%	8.5%	4.7%	5.1%
Year				2022	2023	2024	2025	2025
Performance				-15.2%	14.8%	14.8%	4.5%	

Standard deviation of returns (over the last 3 years) 8.1%

Holdings (%)

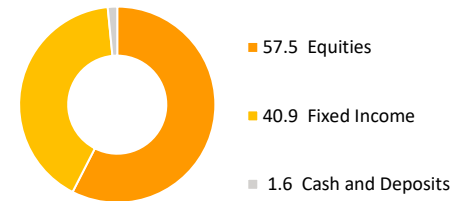
Portfolio	Weight
iShares MSCI World Screened UCITS ETF	25.5
Amundi Index Euro Corporate Sri - Ucits Etf Dr	18.8
Swedbank Robur Access Global A	14.7
UBS ETF - Bloomberg MSCI Euro Area Liquid Corporates Sustainable	12.6
Amundi EUR Corporate Bond PAB Net Zero Ambition UCITS ETF	9.6
Swedbank Robur Access Edge Global A	9.5
HSBC MSCI World Climate Paris Aligned UCITS ETF	7.9

Risk and Reward profile



The categories specified in the risk scale are based on the fluctuation of the value of the Fund's assets or the appropriate allocation of assets during the last five years.

Asset allocation (%)



Fixed income portfolio allocation (%)



Equity portfolio allocation (%)



Currency exposure (%)

