

# Swedbank Pension Fund V60

Factsheet | Data as of 31 December 2025

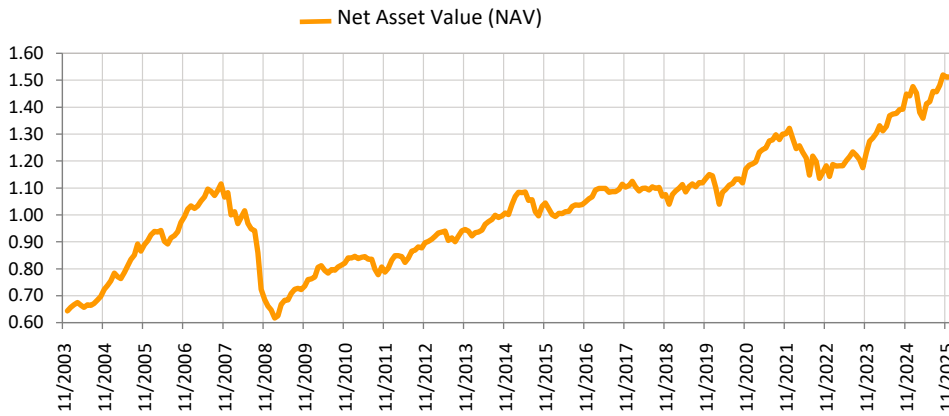
## Investment principles

The Fund is a voluntary pension fund. Its main purpose is to provide the Funds' unit holders with additional income in addition to the state after reaching the retirement age. Up to 60% of the Fund's assets may be invested in instruments with equity risk, with the remaining portion of the Fund's assets invested in bonds, money market instruments, deposits, immovables and other assets permitted by legislation.

## Fund information

Fund Management Company	Swedbank Investeerimisfondid AS
Portfolio Managers	Ene Õunmaa, Pertti Rahnel
Inception year	2003
ISIN code	EE3600071031
Net Assets (AUM)	71 616 124 EUR
Net Asset Value (NAV)	1.51260 EUR
Ongoing Charge	1.05%
Subscription Fee	0%
Redemption Fee	1%

## Fund performance\*



## Historical Performance\*

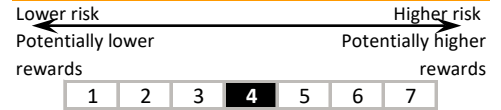
	YTD	1 month	3 months	1 year	2 years	3 years	5 years	Inception
Performance	5.0%	0.1%	2.1%	5.0%	18.8%	32.3%	27.6%	136.4%
Annualized return				5.0%	9.0%	9.8%	5.0%	4.0%
Year	2018	2019	2020	2021	2022	2023	2024	2025
Performance	-6.2%	10.6%	3.1%	11.5%	-13.5%	11.4%	13.2%	5.0%

Standard deviation of returns (over the last 3 years) 7.1%

## Top 10 holdings (%)

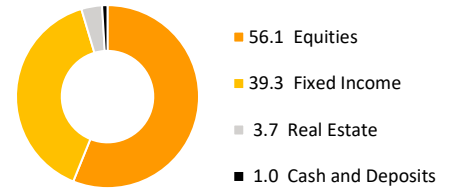
Portfolio	Weight
Amundi Index Euro Corporate Sri - Ucits Etf Dr	15.0
Swedbank Robur Access Global A	13.9
Swedbank Robur Access Edge Global A	11.1
Amundi S&P 500 Climate Net Zero Ambition Pab Ucits	8.8
Amundi MSCI World Climate Net Zero Ambition PAB UC	3.6
Amundi MSCI EM ex China ESG ETF	2.7
Swedbank Robur Corporate Bond Europe High Yield A	2.6
iShares EUR High Yield Corp Bond ESG UCITS ETF	2.4
Swedbank Robur Globalfond A	2.3
Xtrackers MSCI Japan ESG UCITS ETF	2.0

## Risk and Reward profile

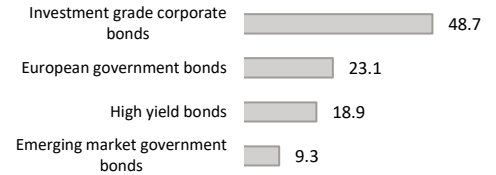


The categories specified in the risk scale are based on the fluctuation of the value of the Fund's assets or the appropriate allocation of assets during the last five years.

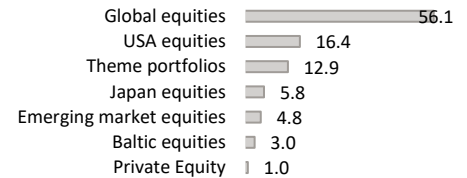
## Asset allocation (%)




## Fixed income portfolio allocation (%)



## Equity portfolio allocation (%)



## Currency exposure (%)



The value of fund units may rise or fall over time. The fund's historical performance does not promise or offer any indications regarding future performance. This document and the information contained herein does not constitute investment recommendation or investment advice. Please read fund's rules and prospectus available on the website [www.swedbank.ee/fondid](http://www.swedbank.ee/fondid). For further information please contact Swedbank Investment Support on phone at +372 613 1606, Mon-Fri 9am - 5pm or visit nearest Swedbank branch.