

# Swedbank Pension Fund V60 (Growth strategy)

Factsheet | Data as of 31 March 2025

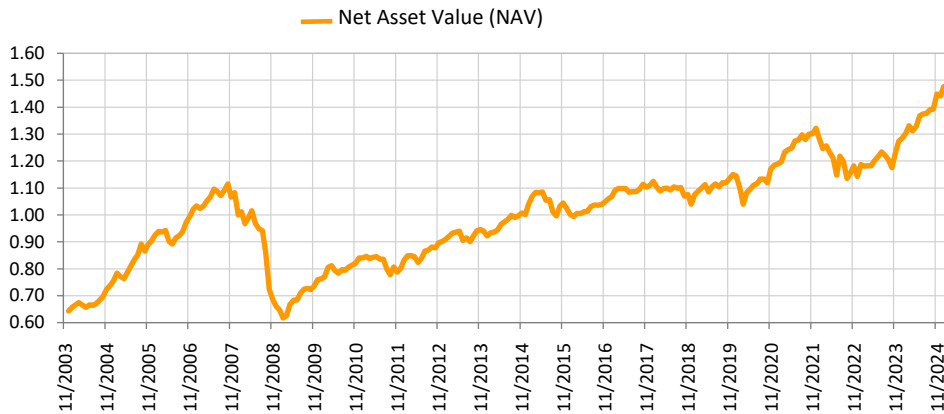
## Investment principles

The Fund is a voluntary pension fund. Its main purpose is to provide the Funds' unit holders with additional income in addition to the state after reaching the retirement age. Up to 60% of the Fund's assets may be invested in instruments with equity risk, with the remaining portion of the Fund's assets invested in bonds, money market instruments, deposits, immovables and other assets permitted by legislation.

## Fund information

Fund Management Company	Swedbank Investeerimisfondid AS
Portfolio Managers	Ene Õunmaa, Katrin Rahe, Pertti Rahnel
Inception year	2003
ISIN code	EE3600071031
Net Assets (AUM)	59 964 428 EUR
Net Asset Value (NAV)	1.38060 EUR
Ongoing Charge	1.05%
Subscription Fee	0%
Redemption Fee	1%

## Fund performance\*



## Historical Performance\*

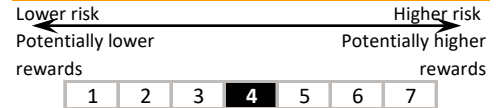
	YTD	1 month	3 months	1 year	2 years	3 years	5 years	Inception
Performance	-4.2%	-4.9%	-4.2%	3.7%	16.7%	9.9%	32.8%	115.8%
Annualized return				3.7%	8.0%	3.2%	5.8%	3.7%
Year	2017	2018	2019	2020	2021	2022	2023	2024
Performance	4.6%	-6.2%	10.6%	3.1%	11.5%	-13.5%	11.4%	13.2%

Standard deviation of returns (over the last 3 years) 9.3%

## Top 10 holdings (%)


Portfolio	Weight
Amundi Index Euro Corporate Sri - Ucits Etf Dr	14.6
Swedbank Robur Access Global	14.3
Swedbank Robur Access Edge Global	12.4
Amundi S&P 500 Climate Net Zero Ambition Pab Ucits	10.1
Swedbank Robur Corporate Bond Europe High Yield A	3.0
iShares EUR High Yield Corp Bond ESG UCITS ETF	2.7
Swedbank Robur Globalfond	2.3
Amundi MSCI World Climate Net Zero Ambition PAB UC	2.1
Xtrackers MSCI Japan ESG UCITS ETF	1.6
East Capital Baltic Property Fund III	1.4

## Risk and Reward profile



The categories specified in the risk scale are based on the fluctuation of the value of the Fund's assets or the appropriate allocation of assets during the last five years.

## Asset allocation (%)



## Fixed income portfolio allocation (%)

Investment grade corporate bonds	44.3
European government bonds	24.6
High yield bonds	19.3
Emerging market government bonds	11.7

## Equity portfolio allocation (%)

Global equities	55.5
USA equities	20.1
Theme portfolios	12.3
Japan equities	5.7
Baltic equities	3.7
Emerging market equities	1.6
Private Equity	1.1

## Currency exposure (%)

EUR	61.6
SEK	33.9
USD	4.1
GBP	0.3
DKK	0.1