

# Swedbank Pension Fund V60 (Growth strategy)

Factsheet | Data as of 31 December 2023

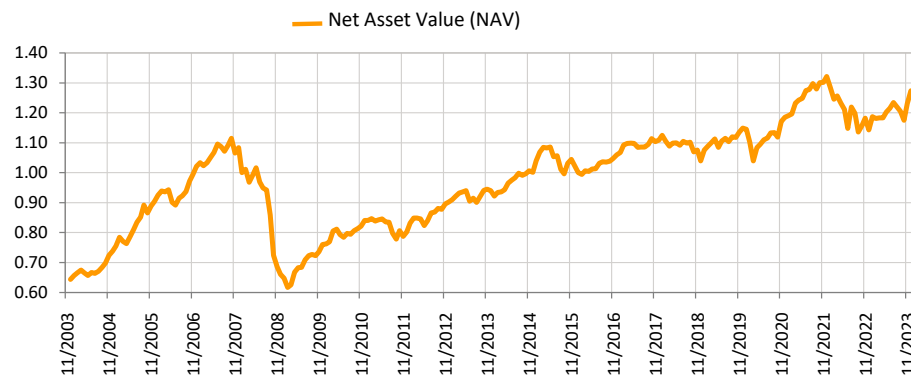
## Investment principles

The Fund is a voluntary pension fund. Its main purpose is to provide the Funds' unit holders with additional income in addition to the state after reaching the retirement age. Up to 60% of the Fund's assets may be invested in instruments with equity risk, with the remaining portion of the Fund's assets invested in bonds, money market instruments, deposits, immovables and other assets permitted by legislation.

## Fund information

|                         |  |
|-------------------------|--|
| Fund Management Company | Swedbank Investeerimisfondid AS        |
| Portfolio Managers      | Ene Õunmaa, Katrin Rahe, Pertti Rahnel |
| Inception year          | 2003                                   |
| ISIN code               | EE3600071031                           |
| Net Assets (AUM)        | 48 570 111 EUR                         |
| Net Asset Value (NAV)   | 1.27340 EUR                            |
| Ongoing Charge          | 1.05%                                  |
| Subscription Fee        | 0%                                     |
| Redemption Fee          | 1%                                     |

## Fund performance\*



## Historical Performance\*

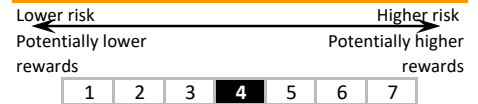
|                   | YTD   | 1 month | 3 months | 1 year | 2 years | 3 years | 5 years | Inception |
|-------------------|-------|---------|----------|--------|---------|---------|---------|-----------|
| Performance       | 11.4% | 3.4%    | 5.7%     | 11.4%  | -3.6%   | 7.5%    | 22.5%   | 99.0%     |
| Annualized return |       |         |          | 11.4%  | -1.8%   | 2.4%    | 4.1%    | 3.5%      |
| Year              | 2016  | 2017    | 2018     | 2019   | 2020    | 2021    | 2022    | 2023      |
| Performance       | 3.5%  | 4.6%    | -6.2%    | 10.6%  | 3.1%    | 11.5%   | -13.5%  | 11.4%     |

Standard deviation of returns (over the last 3 years) 8.8%

## Top 10 holdings (%)


| Equity portfolio                                   | Weight |
|--|--------|
| Swedbank Robur Access Global                       | 14.4   |
| Swedbank Robur Access Edge Glo                     | 13.6   |
| Swedbank Robur Access Edge Eme                     | 8.2    |
| Swedbank Robur Access Europa                       | 5.6    |
| Swedbank Robur Globalfond                          | 2.5    |
| Fixed Income portfolio                             | Weight |
| Amundi Index Euro Agg Corporate Sri - Ucits Etf Dr | 9.4    |
| Swedbank Robur Corporate Bond Europe High Yield A  | 3.2    |
| iShares EUR High Yield Corp Bond ESG UCITS ETF     | 3.1    |
| Spain Government 1.600% 30.04.2025                 | 1.0    |
| LHV Group AS 8.000% Perpetual                      | 1.0    |

## Risk and Reward profile

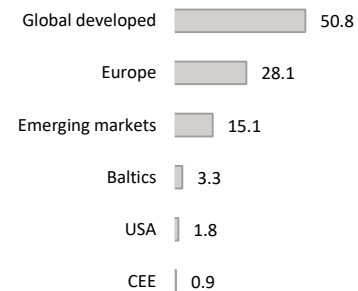


The categories specified in the risk scale are based on the fluctuation of the value of the Fund's assets or the appropriate allocation of assets during the last five years.

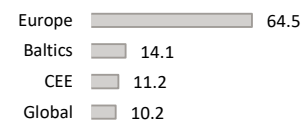
## Asset allocation (%)



## Equity region exposure (%)



## Fixed Income region exposure (%)



## Currency exposure (%)

