

# Swedbank Pension Fund V60 (Growth strategy)

Factsheet | Data as of 31 January 2023

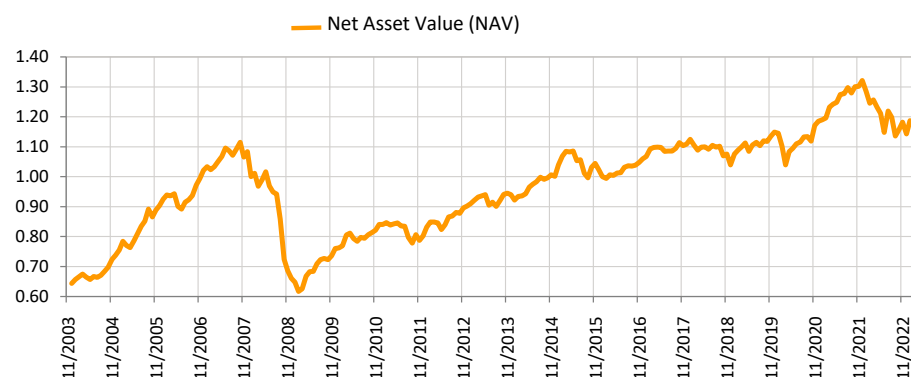
## Investment principles

The Fund is a voluntary pension fund. Its main purpose is to provide the Funds' unit holders with additional income in addition to the state after reaching the retirement age. Up to 60% of the Fund's assets may be invested in instruments with equity risk, with the remaining portion of the Fund's assets invested in bonds, money market instruments, deposits, immovables and other assets permitted by legislation.

## Fund information

|                         |  |
|-------------------------|--|
| Fund Management Company | Swedbank Investeerimisfondid AS        |
| Portfolio Managers      | Ene Õunmaa, Katrin Rahe, Pertti Rahnel |
| Inception year          | 2003                                   |
| ISIN code               | EE3600071031                           |
| Net Assets (AUM)        | 39 174 065 EUR                         |
| Net Asset Value (NAV)   | 1.18720 EUR                            |
| Ongoing Charge          | 1.05%                                  |
| Subscription Fee        | 0%                                     |
| Redemption Fee          | 1%                                     |

## Fund performance\*



### Historical Performance\*

|                   | YTD  | 1 month | 3 months | 1 year | 2 years | 3 years | 5 years | Inception |
|-------------------|------|---------|----------|--------|---------|---------|---------|-----------|
| Performance       | 3.9% | 3.9%    | 2.6%     | -7.6%  | -0.2%   | 3.7%    | 5.5%    | 85.6%     |
| Annualized return |      |         |          | -7.6%  | -0.1%   | 1.2%    | 1.1%    | 3.3%      |
| Year              | 2015 | 2016    | 2017     | 2018   | 2019    | 2020    | 2021    | 2022      |
| Performance       | 2.3% | 3.5%    | 4.6%     | -6.2%  | 10.6%   | 3.1%    | 11.5%   | -13.5%    |

Standard deviation of returns (over the last 3 years) 10.3%

## Top 10 holdings (%)

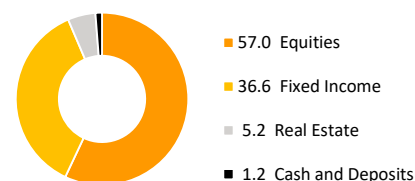
| Equity portfolio                                   | Weight |
|--|--------|
| Swedbank Robur Access Global                       | 17.2   |
| Swedbank Robur Access Edge Glo                     | 11.3   |
| Swedbank Robur Access Edge Eme                     | 4.6    |
| UBS ETF-MSCI Emerging Markets UCITS                | 3.8    |
| Amundi Index MSCI World SRI UCITS ETF              | 2.9    |
| Fixed Income portfolio                             | Weight |
| iShares USD Treasury Bond 1-3yr UCITS ETF          | 10.7   |
| Amundi Index Euro Agg Corporate Sri - Ucits Etf Dr | 8.0    |
| Swedbank Robur Corporate Bond Europe High Yield A  | 2.9    |
| LHV Group AS 8.000% Perpetual                      | 1.3    |
| Luminor Bank AS VAR 23.09.2026                     | 1.0    |

## Risk and Reward profile

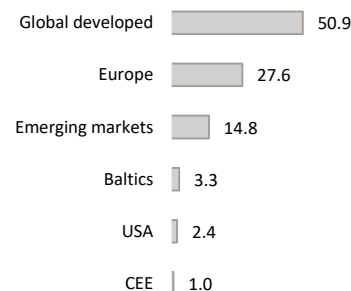


The categories specified in the risk scale are based on the fluctuation of the value of the Fund's assets or the appropriate allocation of assets during the last five years.

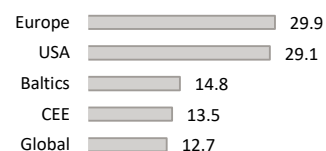
## Asset allocation (%)



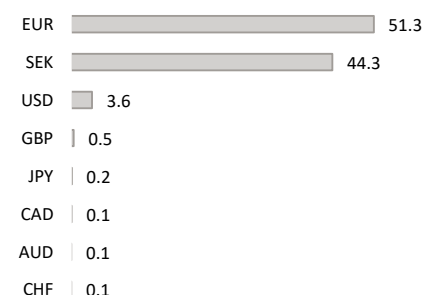
## Equity region exposure (%)



## Fixed Income region exposure (%)



## Currency exposure (%)



The value of fund units may rise or fall over time. The fund's historical performance does not promise or offer any indications regarding future performance. This document and the information contained herein does not constitute investment recommendation or investment advice. Please read fund's rules and prospectus available on the website [www.swedbank.ee/fondid](http://www.swedbank.ee/fondid). For further information please contact Swedbank Investment Support on phone at +372 613 1606, Mon-Fri 8:30am - 6pm or visit nearest Swedbank branch.