

# Swedbank Pension Fund V60 (Growth strategy)

Factsheet | Data as of 30 September 2022

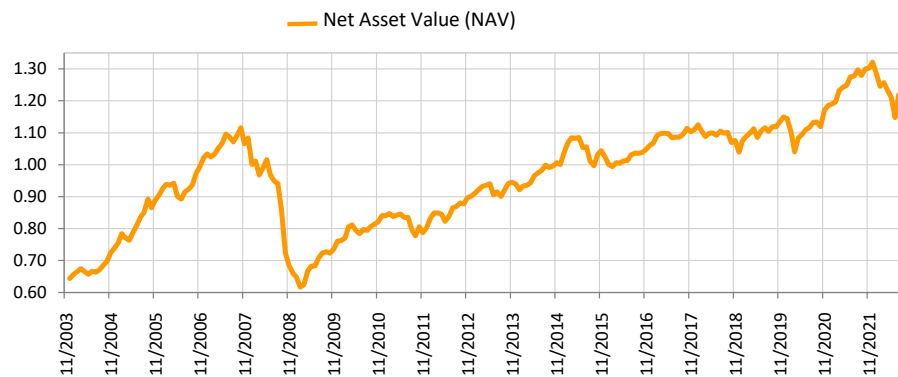
## Investment principles

The Fund is a voluntary pension fund. Its main purpose is to provide the Funds' unit holders with additional income in addition to the state after reaching the retirement age. Up to 60% of the Fund's assets may be invested in instruments with equity risk, with the remaining portion of the Fund's assets invested in bonds, money market instruments, deposits, immovables and other assets permitted by legislation.

## Fund information

Fund Management Company	Swedbank Investeerimisfondid AS
Portfolio Managers	Ene Õunmaa, Katrin Rahe, Pertti Rahnel
Inception year	2003
ISIN code	EE3600071031
Net Assets (AUM)	34 907 112 EUR
Net Asset Value (NAV)	1.13550 EUR
Ongoing Charge	1.05%
Subscription Fee	0%
Redemption Fee	1%

## Fund performance\*



## Historical Performance\*

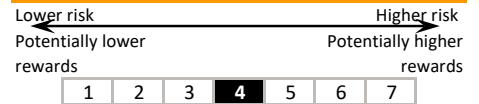
	YTD	1 month	3 months	1 year	2 years	3 years	5 years	Inception
Performance	-14.1%	-5.2%	-1.1%	-11.2%	0.2%	1.4%	3.7%	77.5%
Annualized return				-11.2%	0.1%	0.5%	0.7%	3.1%
Year	2014	2015	2016	2017	2018	2019	2020	2021
Performance	6.5%	2.3%	3.5%	4.6%	-6.2%	10.6%	3.1%	11.5%

Standard deviation of returns (over the last 3 years) 9.9%

## Top 10 holdings (%)


Equity portfolio	Weight
Swedbank Robur Access Global	18.5
Swedbank Robur Access Edge Glo	9.8
UBS ETF-MSCI Emerging Markets UCITS	4.5
Swedbank Robur Access Edge Eme	4.2
Amundi Index MSCI World SRI UCITS ETF	3.2
Fixed Income portfolio	Weight
iShares USD Treasury Bond 1-3yr UCITS ETF	15.8
Amundi Index Euro Agg Corporate Sri - Ucits Etf Dr	5.8
iShares Euro Corp Bond BBB-BB UCITS ETF (Dist)	1.4
LHV Group AS 8.000% Perpetual	1.4
Luminor Bank AS VAR 23.09.2026	1.1

## Risk and Reward profile

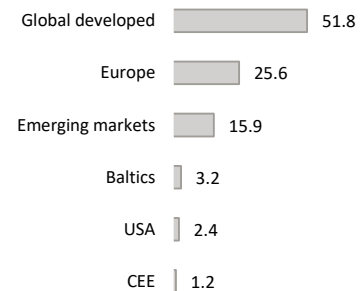


The categories specified in the risk scale are based on the fluctuation of the value of the Fund's assets or the appropriate allocation of assets during the last five years.


## Asset allocation (%)




## Equity region exposure (%)



## Fixed Income region exposure (%)



## Currency exposure (%)



The value of fund units may rise or fall over time. The fund's historical performance does not promise or offer any indications regarding future performance. This document and the information contained herein does not constitute investment recommendation or investment advice. Please read fund's rules and prospectus available on the website [www.swedbank.ee/fondid](http://www.swedbank.ee/fondid). For further information please contact Swedbank Investment Support on phone at +372 613 1606, Mon-Fri 8:30am - 6pm or visit nearest Swedbank branch.