

# Swedbank Pension Fund V2 (Growth Strategy)

February 28, 2015

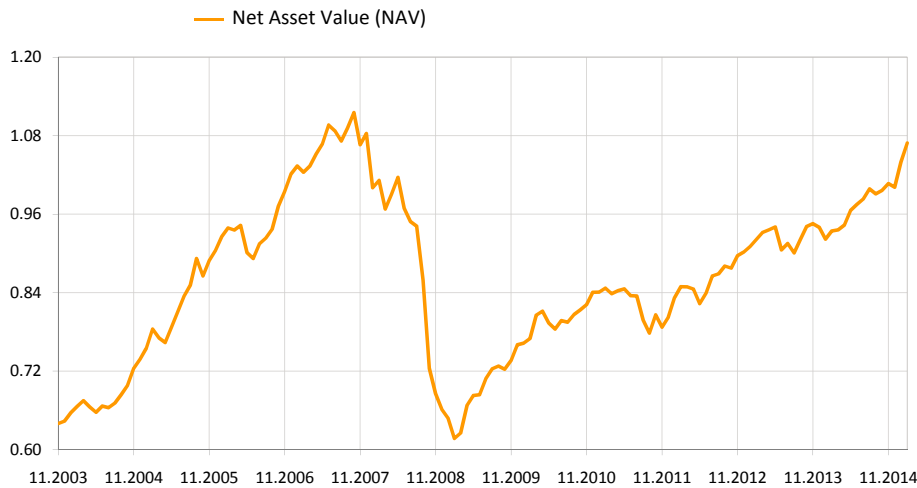
## Investment Principles

Swedbank Pension Fund V2 (Growth Strategy) is a contractual investment fund founded for providing supplementary funded pension. The objective of the Fund is a long-term growth of the value of the Fund's assets by means of investing up to 60% of the assets in equity-risk securities and the remaining part of the assets in bonds, money-market instruments, deposits, immovables and other assets.

## General information

Fund Management Company	Swedbank Investeerimisfondid AS
Fund Manager	Katrin Rahe
Inception	2003
Net Asset Value (NAV)	1.06890 EUR
Net Assets	20 248 906 EUR
Management Fee per annum	1.3%
Subscription Fee	1.0%
Redemption Fee	1.0%

## Fund performance\*



	YTD	1 month	3 months	1 year	2 years	3 years	5 years	Inception
<b>Performance*</b>	6.8%	2.8%	6.2%	14.4%	16.0%	25.9%	38.9%	67.1%
<b>Annualized</b>				14.4%	7.7%	8.0%	6.8%	4.7%
<b>Performance*</b>	<b>2007</b>	<b>2008</b>	<b>2009</b>	<b>2010</b>	<b>2011</b>	<b>2012</b>	<b>2013</b>	<b>2014</b>
	6.1%	-39.0%	15.0%	10.5%	-4.6%	12.4%	4.2%	6.5%

## Largest investments TOP 10

Equity portfolio	Weight
Vanguard S&P 500 Index Fund ETF Shares USA	7.2%
Swedbank Robur Indexfond Asien	7.0%
Morgan Stanley Europe Equity Alpha Fund	5.6%
Lyxor UCITS ETF EURO STOXX 50	5.3%
db x-trackers MSCI AC Asia excl. Japan Index UCITS ETF	4.6%
Fixed Income portfolio	Weight
iShares Euro Corporate Bond ex-Financials (DE) UCITS ETF	7.1%
Bluebay Inv Grade Bond Fund	6.4%
iShares Barclays Euro Corporate Bond Interest Rate Hedged	3.5%
iShares Markit iBoxx € Corporate Bond Fund	2.8%
Eesti Energia EUR 4.5% 18.11.2020	1.6%

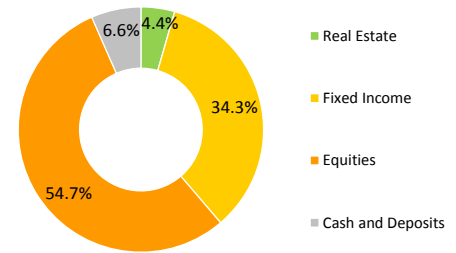
## Risk level

Lower risk Higher risk  
Typically lower rewards Typically higher rewards

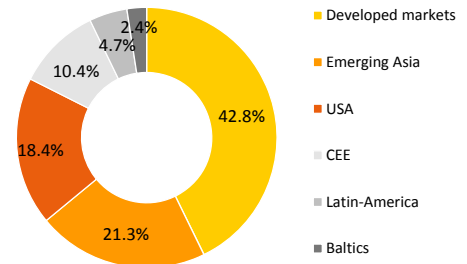


The categories specified in the risk scale are based on the fluctuation of the value of the Fund's assets during the last five years.  
Standard deviation of returns (over the last 3 years) 5.4%

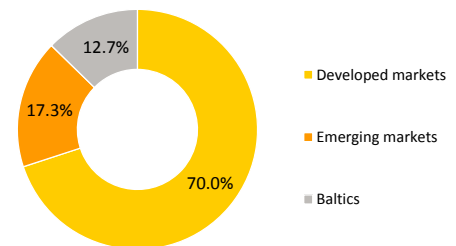
## Portfolio by instruments



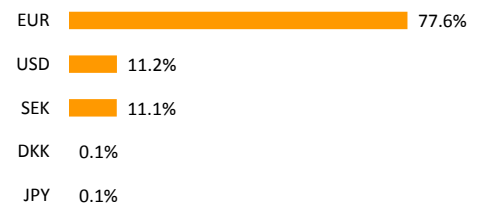
## Equity portfolio by regions



## Fixed Income portfolio by regions



## Portfolio by currencies



\* The value of fund units may rise or fall over time. The fund's historical performance does not promise or offer any indications regarding future performance. This document and the information contained herein does not constitute investment recommendation or investment advice. Please read fund's rules and prospectuses available on the web-site [www.swedbank.ee/fondid](http://www.swedbank.ee/fondid). For further information please contact Swedbank Investment Support on phone at +372 613 1606, Mon-Fry 8.30am - 6pm or visit nearest Swedbank branch.