

Swedbank Pension Fund V2 (Growth Strategy)

March 31, 2012

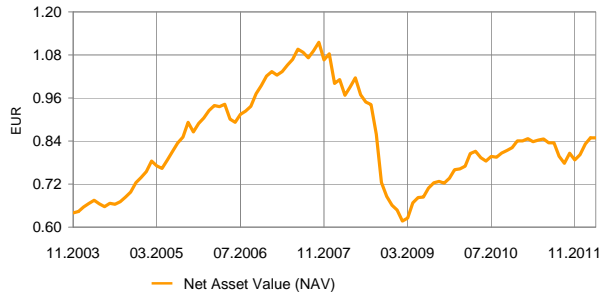
Investment Principles

The purpose of the fund is to provide investors with additional income for their retirement. The principal objective of the fund's investment strategy is to achieve stable capital appreciation over a long-term time horizon. The fund's assets are invested in both Estonian and foreign bonds, shares, money market instruments and other assets.

General information

Fund Management Company	Swedbank Investeeringifondid AS
Fund Manager	Katrin Rahe
Contact	Swedbank offices and tel. +372 613 1606 www.swedbank.ee/funds
Inception	2003
Net Asset Value (NAV)	0.84889 EUR
Net Assets	15 767 308 EUR
Management Fee per annum	1.3%
Subscription Fee	1.0%
Redemption Fee	1.0%
Standard deviation (computed over 3 years)	7.6%

Fund performance*



	YTD	1 month	3 months	1 year	2 years	3 years	5 years	Inception
Performance*	5.8%	0.0%	5.8%	1.3%	5.4%	35.8%	-17.9%	32.8%
Annualized				1.3%	2.7%	10.7%	-3.9%	3.4%

	2004	2005	2006	2007	2008	2009	2010	2011
Performance*	14.7%	22.5%	12.9%	6.1%	-39.0%	15.0%	10.5%	-4.6%

Manager Commentary

Swedbank Pension Fund V2 returned 0% in March with YTD performance of 5.8%. The mood on the financial markets changed a few times in March – the month started and ended negatively for risky assets, but the middle of the month was positive. The debt crisis in the eurozone, however, left the focus of the markets. The second injection of money by the ECB to European banks in the end of February certainly helped to dispel fears of the crisis expanding. The impact of the added liquidity can be seen directly in the dynamics of the 6 month Euribor. It moved from 1.28% to 1.08% in March, although the ECB did not change the level of base rates nor refer to possible reduction of those in the future. However, The markets were once again concerned about the slowing global economic developments and rather surprisingly, the country at the centre of these concerns was China after generating some negative news.

The equity market with the best performance in the month was the US (+3.4%, all returns in euro basis) and the worst was Russia (-6.5%), which had been outperforming in February. Latin America and CEE equity markets remained around -3%, but the Baltic region ended the month on +1.6%. Whilst Europe's gains remained around zero, Swedish equities ended in the negative territory (-2.7%) and Japanese equities remained at +1.5%.

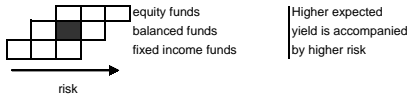
Bond markets remained rather calm during the month and risk-free interest rates (Germany) remained almost unchanged across different maturities. The increase in the risk premium of Spain stood out the most in the interest rate dynamics of the eurozone – the country is moving into the centre of negative news with its extremely high unemployment rate (23%), a budget deficit that is bigger than expected, and the almost 6% long-term interest rate, which may become a big burden for the government. The prices of both investment grade corporate bonds and the emerging markets' sovereign eurobonds increased about 1% over the month. We added the newly issued 6-year bond of Eesti Energia to the fund's quality credit portfolio.

We reduced the portfolio's overweight of equities vs. bonds in April and will continue with the neutral position in the short-term view. Although we are expecting the performance of equities to become marginally better, global liquidity on the markets has deteriorated due to the tighter liquidity conditions on emerging markets. However, both liquidity and the attractive valuations support the continuation of the regional overweight of European equities.

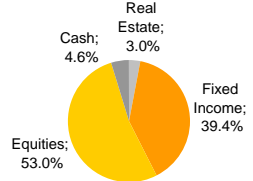
* The value of fund units may rise or fall over time. The fund's historical performance does not promise or offer any indications regarding future performance. Investments in foreign markets are sensitive to changes in foreign currency exchange rates, which may cause a rise or a fall in the net value of the fund unit.

Please read fund's rules and prospectuses available on the web-site www.swedbank.ee/fondid or visit a Swedbank office. If necessary, consult with a teller or an investment consultant.

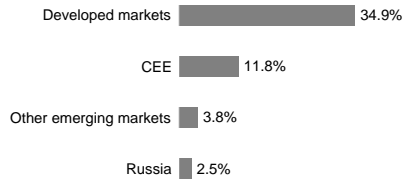
Risk level



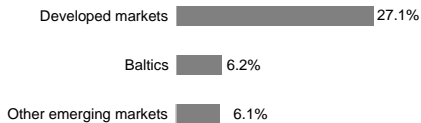
Portfolio by instruments



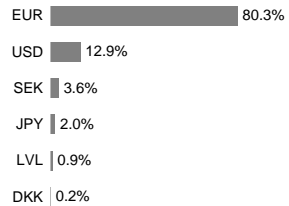
Equity portfolio by regions



Fixed Income portfolio by regions



Portfolio by currencies



Largest investments

Equity portfolio	Weight
Lyxor Eastern Europe Index ETF	6.4%
GAM Star US All Cap Equity Fund	5.2%
MSCI Europe Source ETF	5.2%
SSGA USA Index Equity Fund	4.9%
SSGA Tracks Pan Euro	4.4%
Fixed Income portfolio	Weight
PIMCO Global Inv Grade Credit Fund	8.0%
iShares € Corporate Bond Fund	5.6%
Bluebay Inv Grade Bond Fund	5.4%
Bluebay EM Corp Bond Fund	2.2%
Blackrock Global High Yield Bond Fund	2.0%