

Swedbank Pension Fund V30 (Balanced strategy)

Factsheet | Data as of 30 September 2022

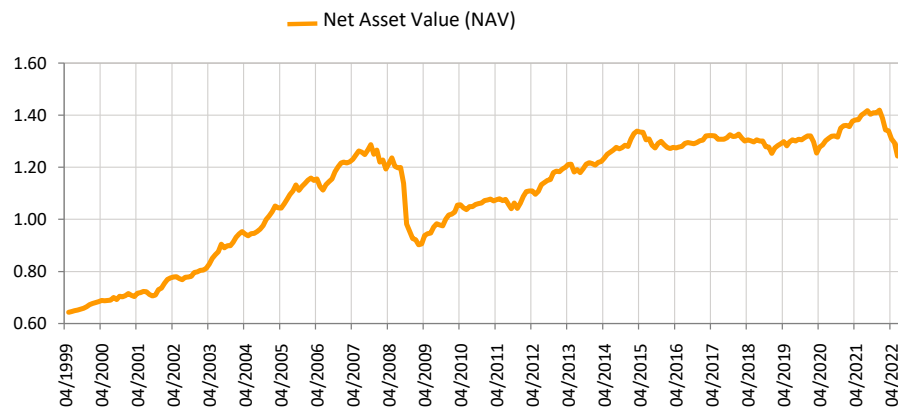
Investment principles

The Fund is a voluntary pension fund. Its main purpose is to provide the Funds' unit holders with additional income in addition to the state pension after reaching the retirement age. Up to 30% of the Fund's assets may be invested in instruments with equity risk, with the remaining portion of the Fund's assets invested in bonds, money market instruments, deposits, immovables and other assets permitted by legislation.

Fund information

Fund Management Company	Swedbank Investeerimisfondid AS
Portfolio Managers	Ene Õunmaa, Katrin Rahe, Pertti Rahnel
Inception year	1998
ISIN code	EE3600007530
Net Assets (AUM)	18 174 401 EUR
Net Asset Value (NAV)	1.22290 EUR
Ongoing Charge	0.95%
Subscription Fee	0%
Redemption Fee	1%

Fund performance*



Historical Performance*

	YTD	1 month	3 months	1 year	2 years	3 years	5 years	Inception
Performance	-13.8%	-3.7%	-1.6%	-12.9%	-7.4%	-6.5%	-6.9%	91.0%
Annualized return				-12.9%	-3.8%	-2.2%	-1.4%	2.8%

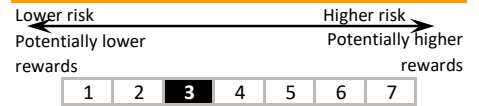
Year	2014	2015	2016	2017	2018	2019	2020	2021
Performance	5.4%	0.5%	1.2%	1.4%	-5.0%	5.3%	3.0%	4.4%

Standard deviation of returns (over the last 3 years) 7.1%

Top 10 holdings (%)

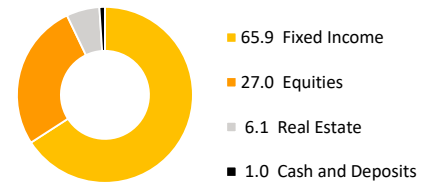
Equity portfolio	Weight
Swedbank Robur Access Global	10.8
Swedbank Robur Access Edge Glo	3.9
UBS ETF-MSCI Emerging Markets UCITS	2.8
Swedbank Robur Access Edge Eme	1.4
Swedbank Robur Globalfond	1.3
Fixed Income portfolio	
iShares USD Treasury Bond 1-3yr UCITS ETF	19.0
iShares Euro Corp Bond BBB-BB UCITS ETF (Dist)	7.0
Lyxor US Treasury 1-3Y DR UCITS ETF	6.8
Amundi Index Euro Agg Corporate Sri - Ucits Etf Dr	5.8
iShares Core Euro Corp Bond UCITS ETF (Dist)	2.8

Risk and Reward profile

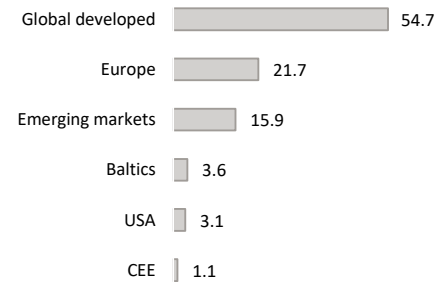


The categories specified in the risk scale are based on the fluctuation of the value of the Fund's assets or the appropriate allocation of assets during the last five years.

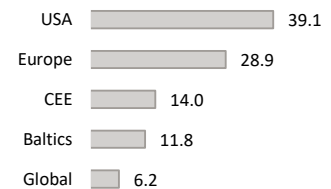
Asset allocation (%)



Equity region exposure (%)



Fixed Income region exposure (%)



Currency exposure (%)

