

Swedbank Pension Fund V30 (Balanced strategy)

Factsheet | Data as of 31 May 2022

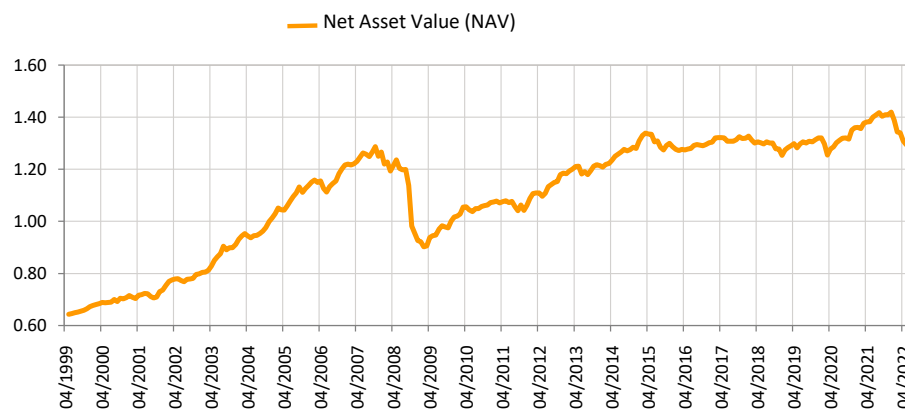
Investment principles

The Fund is a voluntary pension fund. Its main purpose is to provide the Funds' unit holders with additional income in addition to the state pension after reaching the retirement age. Up to 30% of the Fund's assets may be invested in instruments with equity risk, with the remaining portion of the Fund's assets invested in bonds, money market instruments, deposits, immovables and other assets permitted by legislation.

Fund information

| | |
|-------------------------|--|
| Fund Management Company | Swedbank Investeerimisfondid AS |
| Portfolio Managers | Ene Õunmaa, Katrin Rahe, Pertti Rahnel |
| Inception year | 1998 |
| ISIN code | EE3600007530 |
| Net Assets (AUM) | 19 086 124 EUR |
| Net Asset Value (NAV) | 1.29390 EUR |
| Ongoing Charge | 0.95% |
| Subscription Fee | 0% |
| Redemption Fee | 1% |

Fund performance*



Historical Performance*

| | YTD | 1 month | 3 months | 1 year | 2 years | 3 years | 5 years | Inception |
|-------------------|-------|---------|----------|--------|---------|---------|---------|-----------|
| Performance | -8.8% | -1.1% | -3.7% | -6.4% | 0.6% | 0.9% | -2.0% | 102.1% |
| Annualized return | | | | -6.4% | 0.3% | 0.3% | -0.4% | 3.1% |

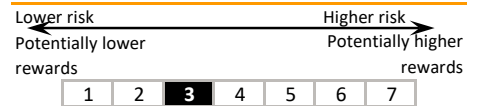
| Year | 2014 | 2015 | 2016 | 2017 | 2018 | 2019 | 2020 | 2021 |
|-------------|------|------|------|------|-------|------|------|------|
| Performance | 5.4% | 0.5% | 1.2% | 1.4% | -5.0% | 5.3% | 3.0% | 4.4% |

Standard deviation of returns (over the last 3 years) 5.8%

Top 10 holdings (%)

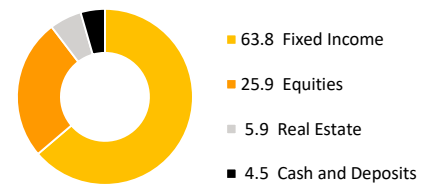
| Equity portfolio | Weight |
|--|--------|
| Swedbank Robur Access Global | 9.8 |
| UBS ETF-MSCI Emerging Markets UCITS | 3.5 |
| Swedbank Robur Access Edge Glo | 3.3 |
| Swedbank Robur Access Edge Eme | 1.5 |
| Swedbank Robur Globalfond | 1.4 |
| Fixed Income portfolio | Weight |
| iShares USD Treasury Bond 1-3yr UCITS ETF | 18.6 |
| iShares Euro Corp Bond BBB-BB UCITS ETF (Dist) | 9.2 |
| Amundi Index Euro Agg Corporate Sri - Ucits Etf Dr | 5.9 |
| Lyxor US Treasury 1-3Y DR UCITS ETF | 3.7 |
| iShares Core Euro Corp Bond UCITS ETF (Dist) | 2.8 |

Risk and Reward profile

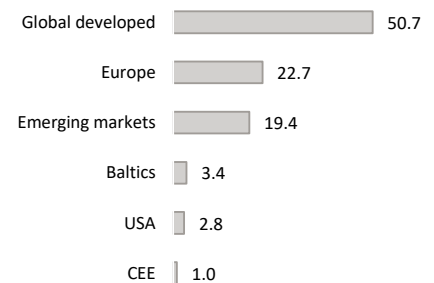


The categories specified in the risk scale are based on the fluctuation of the value of the Fund's assets or the appropriate allocation of assets during the last five years.

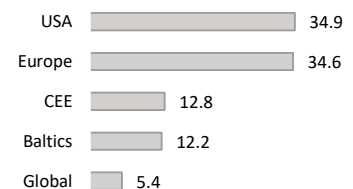
Asset allocation (%)



Equity region exposure (%)



Fixed Income region exposure (%)



Currency exposure (%)

