

Swedbank Pension Fund V1 (Balanced strategy)

Factsheet | Data as of 31 October 2018

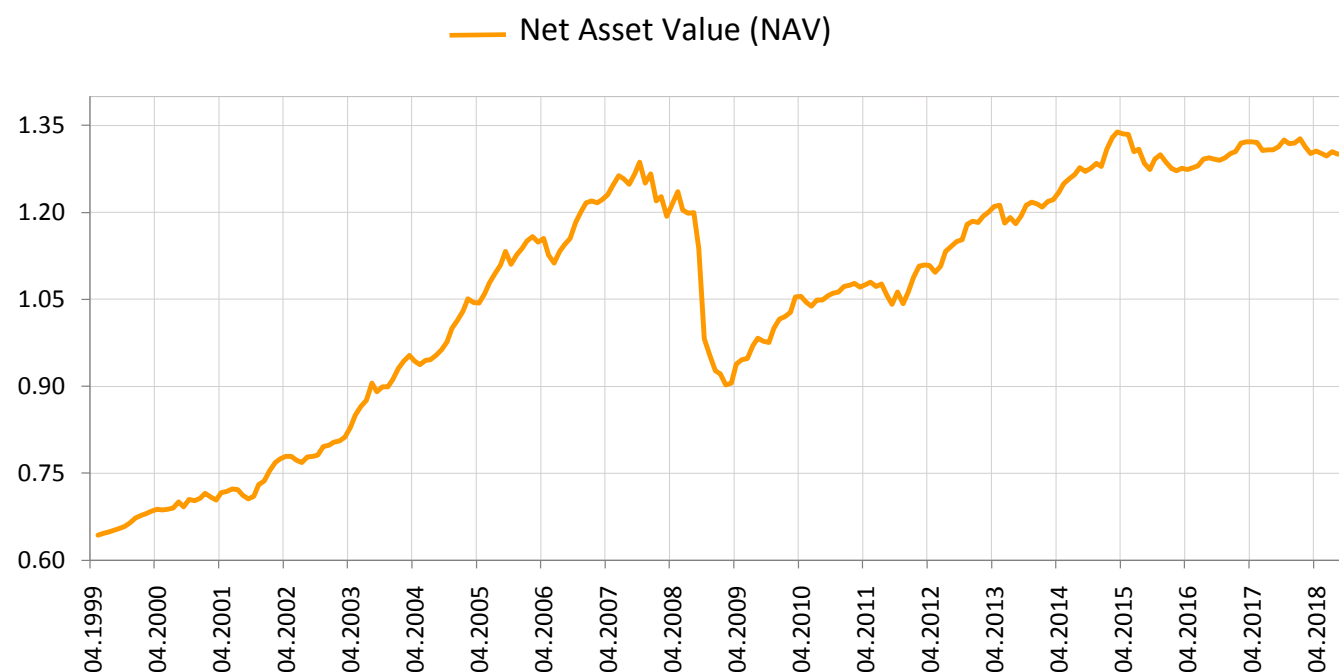
Investment principles

Swedbank Pension Fund V1 (Balanced Strategy) is a contractual investment fund founded for providing supplementary funded pension. The objective of the Fund is a long-term growth of the value of the Fund's assets by means of investing up to 30% of the assets in equity-risk securities and the remaining part of the assets in bonds, money-market instruments, deposits, immovables and other assets.

Fund information

| | |
|--------------------------|---------------------------------|
| Fund Management Company | Swedbank Investeerimisfondid AS |
| Inception year | 1998 |
| ISIN code | EE3600007530 |
| Net Assets (AUM) | 14 019 473 EUR |
| Net Asset Value (NAV) | 1.27850 EUR |
| Management Fee per annum | 1.20% |
| Subscription Fee | 0% |
| Redemption Fee | 1.0% |

Fund performance*



Historical Performance*

| | YTD | 1 month | 3 months | 1 year | 2 years | 3 years | 5 years | Inception |
|-------------------|-------|---------|----------|--------|---------|---------|---------|-----------|
| Performance | -3.1% | -1.7% | -2.0% | -3.5% | -0.9% | -1.0% | 5.5% | 99.7% |
| Annualized return | | | | -3.5% | -0.4% | -0.3% | 1.1% | 3.6% |

| Year | 2010 | 2011 | 2012 | 2013 | 2014 | 2015 | 2016 | 2017 |
|-------------|------|-------|-------|------|------|------|------|------|
| Performance | 5.5% | -1.0% | 11.7% | 2.5% | 5.4% | 0.5% | 1.2% | 1.4% |

Standard deviation of returns (over the last 3 years) 2.2%

Top 10 holdings (%)

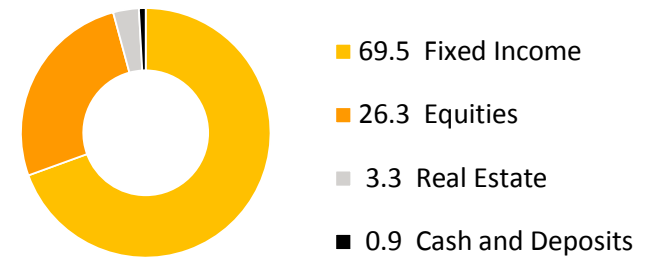
| Equity portfolio | Weight |
|--|--------|
| AMUNDI MSCI EUROPE UCITS ETF | 9.0 |
| Vanguard S&P 500 ETF | 5.2 |
| SPDR S&P 500 ETF TRUST | 3.6 |
| Swedbank Robur Access Asien | 3.3 |
| Vanguard FTSE Japan UCITS ETF | 1.6 |
| Fixed Income portfolio | Weight |
| Allianz Euro Oblig Court Term ISR | 8.8 |
| AMUNDI 6 M-I | 7.8 |
| AMUNDI 12 M-I | 7.6 |
| iShares Core Euro Corp Bond UCITS ETF (Dist) | 6.9 |
| iShares Euro Corp Bond BBB-BB UCITS ETF (Dist) | 5.5 |

Risk and Reward profile

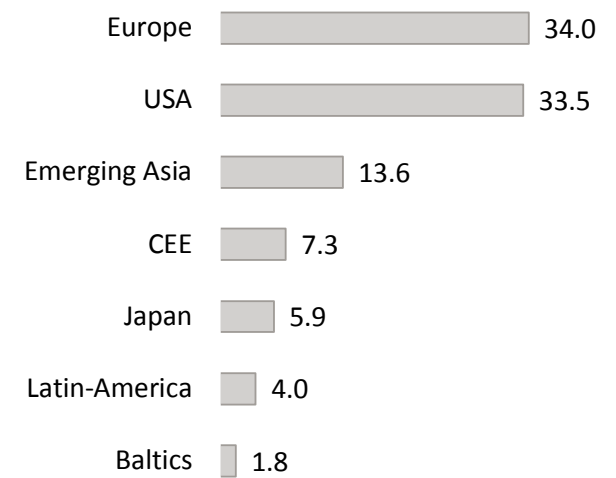


The categories specified in the risk scale are based on the fluctuation of the value of the Fund's assets during the last five years.


Asset allocation (%)



Equity region exposure (%)



Fixed Income region exposure (%)



Currency exposure (%)

