

Swedbank Pension Fund V1 (Balanced Strategy)

October 31, 2016

Until 15 November 2003 Hansa Pension Fund V2

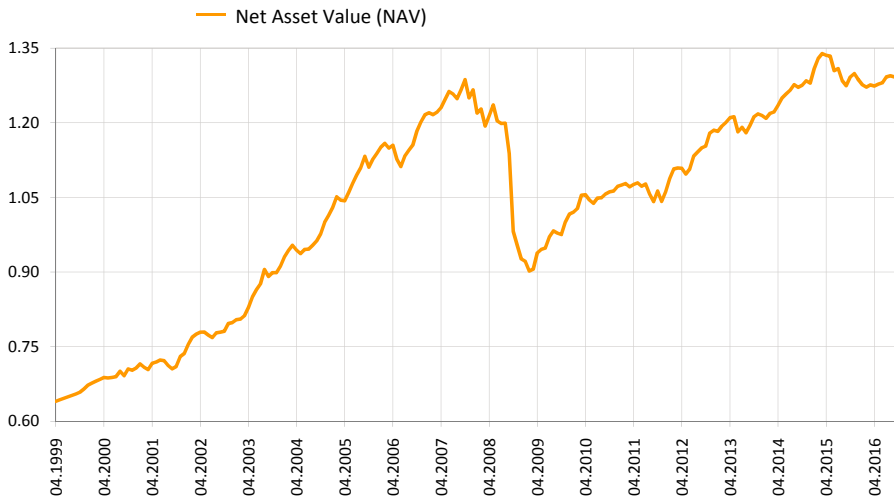
Investment Principles

Swedbank Pension Fund V1 (Balanced Strategy) is a contractual investment fund founded for providing supplementary funded pension. The objective of the Fund is a long-term growth of the value of the Fund's assets by means of investing up to 30% of the assets in equity-risk securities and the remaining part of the assets in bonds, money-market instruments, deposits, immovables and other assets.

General information

| | |
|--------------------------|---------------------------------|
| Fund Management Company | Swedbank Investeerimisfondid AS |
| Fund Manager | Katrin Rahe |
| Inception | 1998 |
| Net Asset Value (NAV) | 1.2900 EUR |
| Net Assets | 13 078 924 EUR |
| Management Fee per annum | 1.2% |
| Subscription Fee | 0.0% |
| Redemption Fee | 1.0% |

Fund performance*



| | YTD | 1 month | 3 months | 1 year | 2 years | 3 years | 5 years | Inception |
|--------------------------------|-------------|-------------|-------------|-------------|-------------|-------------|-------------|-------------|
| Performance* Annualized | 0.3% | -0.2% | -0.2% | -0.1% | 1.1% | 6.4% | 21.4% | 101.5% |
| | | | | -0.1% | 0.6% | 2.1% | 4.0% | 4.1% |
| Performance* | 2008 | 2009 | 2010 | 2011 | 2012 | 2013 | 2014 | 2015 |
| | -26.8% | 9.7% | 5.5% | -1.0% | 11.7% | 2.5% | 5.4% | 0.5% |

Largest investments TOP 10

| Equity portfolio | Weight |
|--|--------|
| Vanguard S&P 500 Index Fund ETF Shares USA | 7.8% |
| Swedbank Robur Access Asien | 3.6% |
| iShares Core S&P 500 ETF (USD) ETF | 3.0% |
| XACT OMXS30 ETF | 1.9% |
| Vanguard FTSE Japan UCITS ETF | 1.5% |
| Fixed Income portfolio | Weight |
| Allianz Euro Oblig Court Terme ISR I | 7.3% |
| iShares Core Euro Corporate Bond UCITS ETF | 6.6% |
| Deposit - Swedbank AS (EUR) | 6.1% |
| iShares Euro Corporate Bond BBB-BB UCITS ETF | 6.0% |
| iShares Euro Corporate Bond Interest Rate Hedged | 5.7% |

Risk level

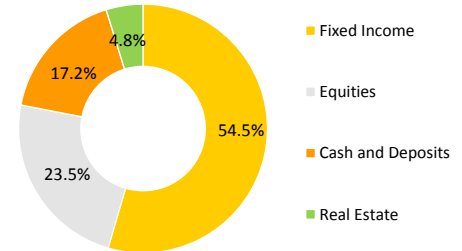
Lower risk ← Higher risk
Typically lower rewards ← Typically higher rewards



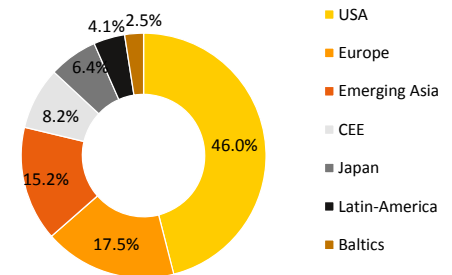
The categories specified in the risk scale are based on the fluctuation of the value of the Fund's assets during the last five years.

Standard deviation of returns (over the last 3 years) 3.1%

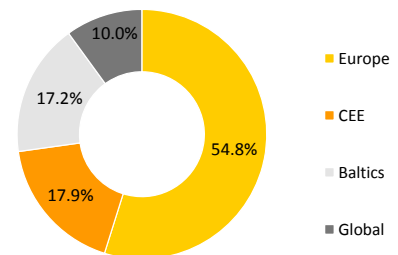
Portfolio by instruments



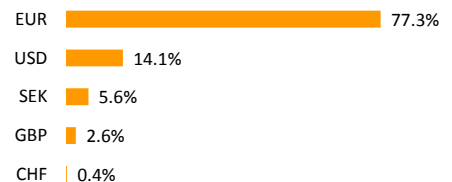
Equity portfolio by regions



Fixed Income portfolio by regions



Portfolio by currencies



* The value of fund units may rise or fall over time. The fund's historical performance does not promise or offer any indications regarding future performance.

This document and the information contained herein does not constitute investment recommendation or investment advice. Please read fund's rules and prospectuses available on the web-site www.swedbank.ee/fondid. For further information please contact Swedbank Investment Support on phone at +372 613 1606, Mon-Fry 8.30am - 6pm or visit nearest Swedbank branch.