

# Swedbank Pension Fund V1 (Balanced Strategy)

August 31, 2016

Until 15 November 2003 Hansa Pension Fund V2

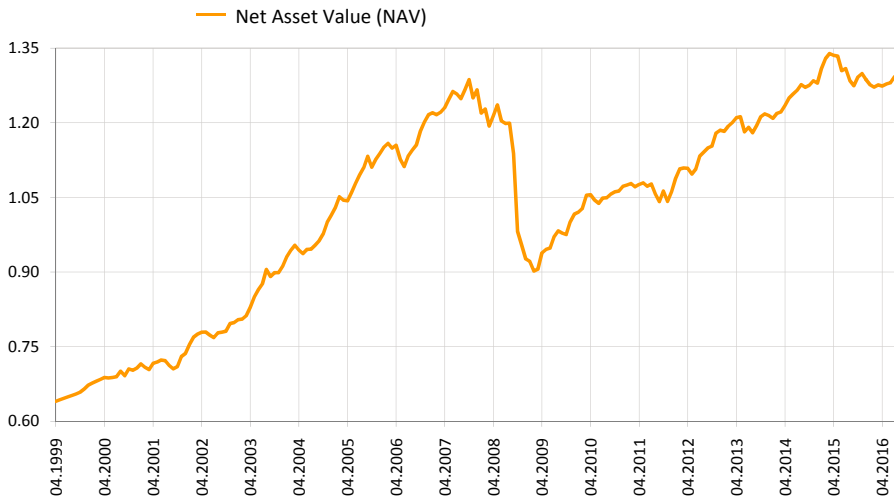
## Investment Principles

Swedbank Pension Fund V1 (Balanced Strategy) is a contractual investment fund founded for providing supplementary funded pension. The objective of the Fund is a long-term growth of the value of the Fund's assets by means of investing up to 30% of the assets in equity-risk securities and the remaining part of the assets in bonds, money-market instruments, deposits, immovables and other assets.

## General information

Fund Management Company	Swedbank Investeerimisfondid AS
Fund Manager	Katrin Rahe
Inception	1998
Net Asset Value (NAV)	1.2944 EUR
Net Assets	12 919 064 EUR
Management Fee per annum	1.2%
Subscription Fee	1.0%
Redemption Fee	1.0%

## Fund performance\*



	YTD	1 month	3 months	1 year	2 years	3 years	5 years	Inception
<b>Performance* Annualized</b>	0.6%	0.2%	1.3%	0.8%	1.4%	9.7%	22.5%	102.2%
				0.8%	0.7%	3.1%	4.1%	4.1%
<b>Performance*</b>	<b>2008</b>	<b>2009</b>	<b>2010</b>	<b>2011</b>	<b>2012</b>	<b>2013</b>	<b>2014</b>	<b>2015</b>
	-26.8%	9.7%	5.5%	-1.0%	11.7%	2.5%	5.4%	0.5%

## Largest investments TOP 10

Equity portfolio	Weight
Vanguard S&P 500 Index Fund ETF Shares USA	6.8%
Lyxor ETF MSCI AC Asia Ex Japan	2.4%
Swedbank Robur Access Asien	1.5%
Vanguard FTSE Japan UCITS ETF	1.0%
EC Private Equity Fund of Funds SICAV-FIS	1.0%
Fixed Income portfolio	Weight
Allianz Euro Oblig Court Terme ISR I	7.4%
iShares Core Euro Corporate Bond UCITS ETF	6.8%
Deposit - Swedbank AS (EUR)	6.2%
iShares Euro Corporate Bond Interest Rate Hedged	5.8%
Deposit- Nordea Bank Finland Plc Estonia Branch (EUR)	4.6%

## Risk level

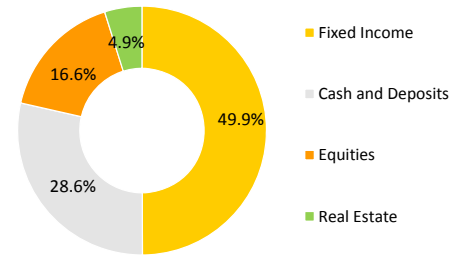
Lower risk ← Higher risk  
Typically lower rewards ← Typically higher rewards



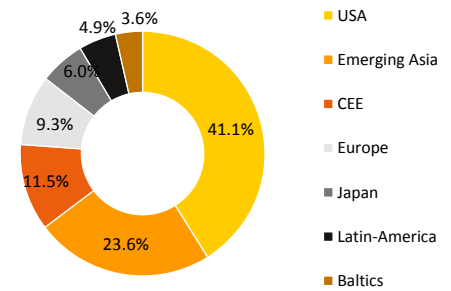
The categories specified in the risk scale are based on the fluctuation of the value of the Fund's assets during the last five years.

Standard deviation of returns (over the last 3 years) 3.2%

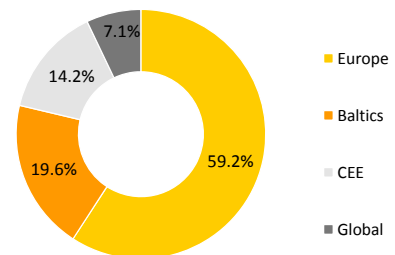
## Portfolio by instruments



## Equity portfolio by regions



## Fixed Income portfolio by regions



## Portfolio by currencies



\* The value of fund units may rise or fall over time. The fund's historical performance does not promise or offer any indications regarding future performance.

This document and the information contained herein does not constitute investment recommendation or investment advice. Please read fund's rules and prospectuses available on the web-site [www.swedbank.ee/fondid](http://www.swedbank.ee/fondid). For further information please contact Swedbank Investment Support on phone at +372 613 1606, Mon-Fry 8.30am - 6pm or visit nearest Swedbank branch.