

Swedbank Pension Fund V1 (Balanced Strategy)

February 29, 2016

Until 15 November 2003 Hansa Pension Fund V2

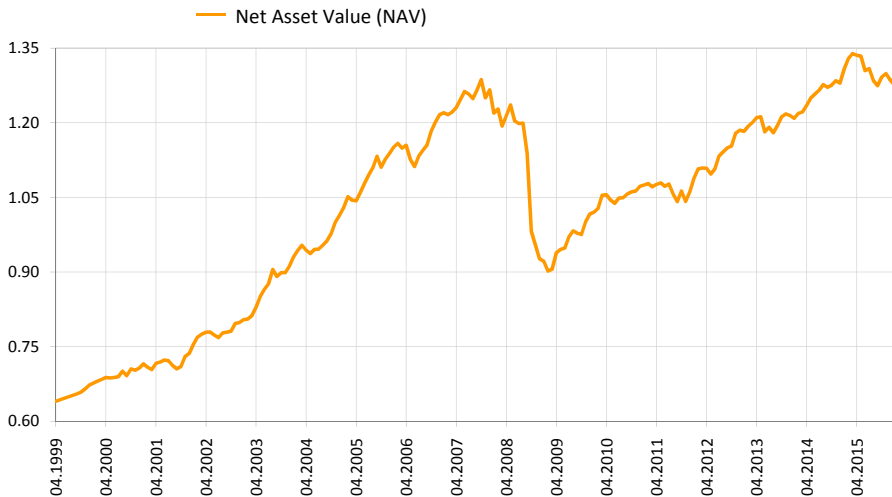
Investment Principles

Swedbank Pension Fund V1 (Balanced Strategy) is a contractual investment fund founded for providing supplementary funded pension. The objective of the Fund is a long-term growth of the value of the Fund's assets by means of investing up to 30% of the assets in equity-risk securities and the remaining part of the assets in bonds, money-market instruments, deposits, immovables and other assets.

General information

| | |
|--------------------------|---------------------------------|
| Fund Management Company | Swedbank Investeerimisfondid AS |
| Fund Manager | Katrin Rahe |
| Inception | 1998 |
| Net Asset Value (NAV) | 1.2715 EUR |
| Net Assets | 12 228 482 EUR |
| Management Fee per annum | 1.2% |
| Subscription Fee | 1.0% |
| Redemption Fee | 1.0% |

Fund performance*



| | YTD | 1 month | 3 months | 1 year | 2 years | 3 years | 5 years | Inception |
|--------------------------------|-------------|-------------|-------------|-------------|-------------|-------------|-------------|-------------|
| Performance* Annualized | -1.2% | -0.4% | -2.1% | -4.3% | 4.3% | 6.6% | 18.0% | 98.6% |
| | | | | -4.3% | 2.1% | 2.1% | 3.4% | 4.2% |
| Performance* | 2008 | 2009 | 2010 | 2011 | 2012 | 2013 | 2014 | 2015 |
| | -26.8% | 9.7% | 5.5% | -1.0% | 11.7% | 2.5% | 5.4% | 0.5% |

Largest investments TOP 10

| Equity portfolio | Weight |
|---|--------|
| iShares Core S&P 500 ETF (USD) ETF | 3.2% |
| Swedbank Robur Access Asien | 1.3% |
| Lyxor UCITS ETF FTSE 100 | 1.2% |
| EC Private Equity Fund of Funds SICAV-FIS | 1.1% |
| iShares MSCI EMU UCITS ETF | 1.1% |
| Fixed Income portfolio | Weight |
| iShares Barclays Euro Corporate Bond Interest Rate Hedged | 7.8% |
| Bluebay Inv Grade Bond Fund | 6.7% |
| Deposit - Swedbank AS (EUR) | 6.5% |
| Allianz Euro Oblig Court Terme ISR I | 4.7% |
| Lithuania EUR 0.30% 20.05.2018 | 3.3% |

Risk level

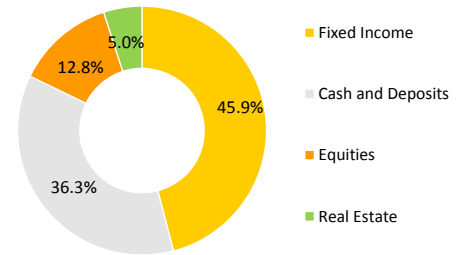
Lower risk ← Higher risk
Typically lower rewards ← Typically higher rewards



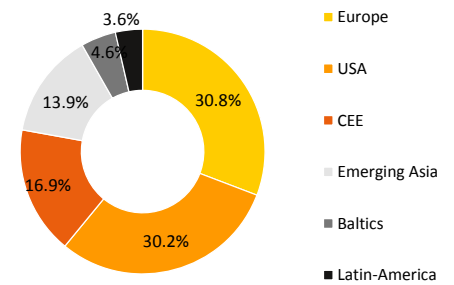
The categories specified in the risk scale are based on the fluctuation of the value of the Fund's assets during the last five years.

Standard deviation of returns (over the last 3 years) 3.6%

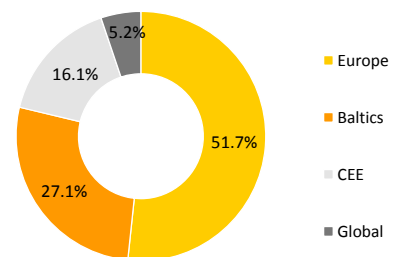
Portfolio by instruments



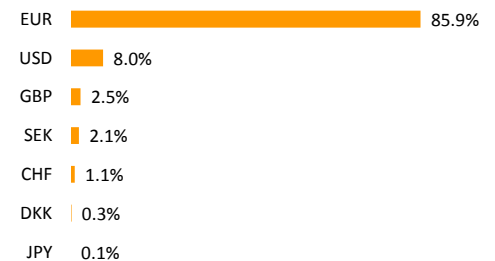
Equity portfolio by regions



Fixed Income portfolio by regions



Portfolio by currencies



* The value of fund units may rise or fall over time. The fund's historical performance does not promise or offer any indications regarding future performance.

This document and the information contained herein does not constitute investment recommendation or investment advice. Please read fund's rules and prospectuses available on the web-site www.swedbank.ee/fondid. For further information please contact Swedbank Investment Support on phone at +372 613 1606, Mon-Fry 8.30am - 6pm or visit nearest Swedbank branch.