

# Swedbank Pension Fund V1 (Balanced Strategy)

December 31, 2015

Until 15 November 2003 Hansa Pension Fund V2

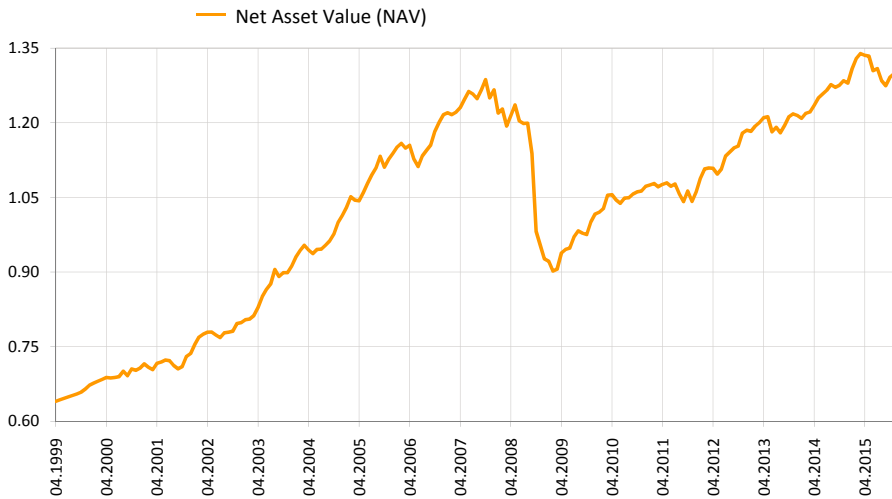
## Investment Principles

Swedbank Pension Fund V1 (Balanced Strategy) is a contractual investment fund founded for providing supplementary funded pension. The objective of the Fund is a long-term growth of the value of the Fund's assets by means of investing up to 30% of the assets in equity-risk securities and the remaining part of the assets in bonds, money-market instruments, deposits, immovables and other assets.

## General information

Fund Management Company	Swedbank Investeerimisfondid AS
Fund Manager	Katrin Rahe
Inception	1998
Net Asset Value (NAV)	1.28650 EUR
Net Assets	12 000 106 EUR
Management Fee per annum	1.2%
Subscription Fee	1.0%
Redemption Fee	1.0%

## Fund performance\*



	YTD	1 month	3 months	1 year	2 years	3 years	5 years	Inception
<b>Performance* Annualized</b>	0.5%	-1.0%	0.9%	0.5%	5.9%	8.6%	20.0%	101.0%
				0.5%	2.9%	2.8%	3.7%	4.3%
<b>Performance*</b>	<b>2008</b>	<b>2009</b>	<b>2010</b>	<b>2011</b>	<b>2012</b>	<b>2013</b>	<b>2014</b>	<b>2015</b>
	-26.8%	9.7%	5.5%	-1.0%	11.7%	2.5%	5.4%	0.5%

## Largest investments TOP 10

Equity portfolio	Weight
iShares Core S&P 500 ETF (USD) ETF	3.8%
UBS ETF – MSCI EMU UCITS ETF	2.9%
Swedbank Robur Access Asien	1.5%
Hansa CEE Fund of Funds	1.1%
db x-trackers MSCI AC Asia excl. Japan Index UCITS ETF	0.7%
Fixed Income portfolio	Weight
iShares Barclays Euro Corporate Bond Interest Rate Hedged	8.1%
Bluebay Inv Grade Bond Fund	6.9%
Allianz Euro Oblig Court Terme ISR I	4.8%
Lithuania EUR 0.30% 20.05.2018	3.3%
Lithuania EUR 2.1% 28.08.2021	2.2%

## Risk level

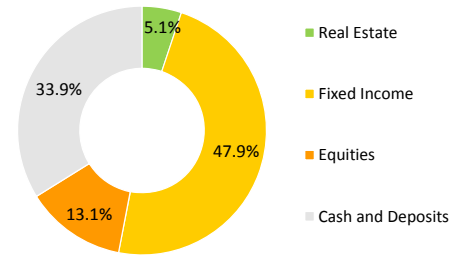
Lower risk ← Higher risk  
Typically lower rewards ← Typically higher rewards



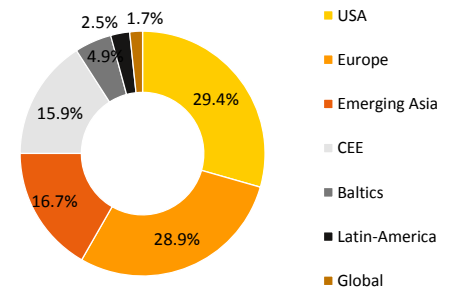
The categories specified in the risk scale are based on the fluctuation of the value of the Fund's assets during the last five years.

Standard deviation of returns (over the last 3 years) 3.6%

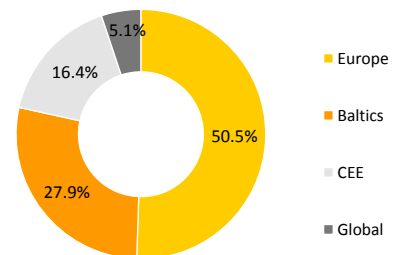
## Portfolio by instruments



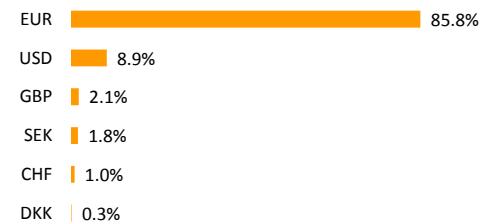
## Equity portfolio by regions



## Fixed Income portfolio by regions



## Portfolio by currencies



\* The value of fund units may rise or fall over time. The fund's historical performance does not promise or offer any indications regarding future performance.

This document and the information contained herein does not constitute investment recommendation or investment advice. Please read fund's rules and prospectuses available on the web-site [www.swedbank.ee/fondid](http://www.swedbank.ee/fondid). For further information please contact Swedbank Investment Support on phone at +372 613 1606, Mon-Fry 8.30am - 6pm or visit nearest Swedbank branch.