

Swedbank Pension Fund V1 (Balanced Strategy)

October 31, 2012

Until 15 November 2003 Hansa Pension Fund V2

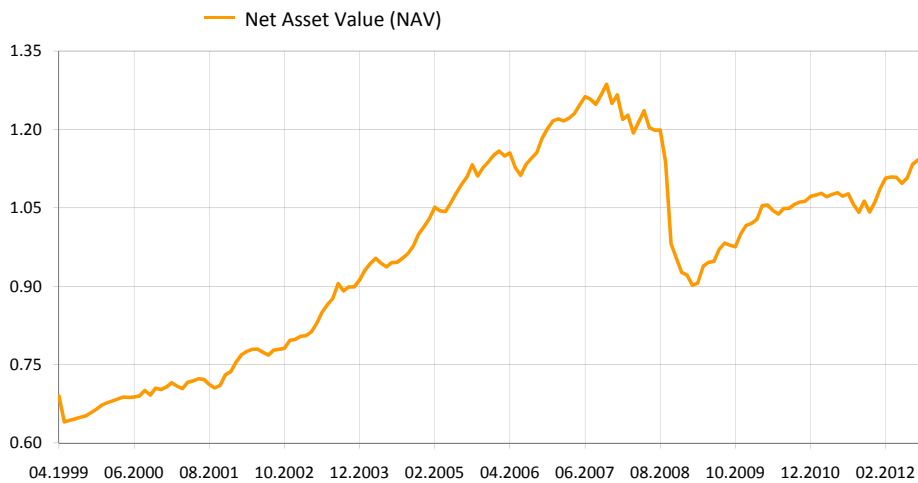
Investment Principles

Swedbank Pension Fund V1 (Balanced Strategy) is a contractual investment fund founded for providing supplementary funded pension. The objective of the Fund is a long-term growth of the value of the Fund's assets by means of investing up to 30% of the assets in equity-risk securities and the remaining part of the assets in bonds, money-market instruments, deposits, immovables and other assets.

General information

Fund Management Company	Swedbank Investeerimisfondid AS
Fund Manager	Katrin Rahe
Inception	1998
Net Asset Value (NAV)	1.15314 EUR
Net Assets	9 019 907 EUR
Standard deviation (computed over 3 years)	4.1%
Management Fee per annum	1.2%
Subscription Fee	1.0%
Redemption Fee	1.0%

Fund performance*




	YTD	1 month	3 months	1 year	2 years	3 years	5 years	Inception
Performance* Annualized	8.7%	0.3%	1.8%	8.5%	8.7%	18.2%	-10.4%	80.4%
				8.5%	4.3%	5.7%	-2.2%	4.4%
	2004	2005	2006	2007	2008	2009	2010	2011
Performance*	11.1%	12.3%	6.9%	4.1%	-26.8%	9.7%	5.5%	-1.0%

Largest investments TOP 10

Equity portfolio	Weight
MSCI Europe Source ETF	4.7%
Lyxor Eastern Europe Index ETF	3.3%
GAM Star US All Cap Equity Fund	2.6%
MSCI USA Source ETF	2.5%
Morgan Stanley Europe Equity Alpha Fund	1.9%
Fixed Income portfolio	Weight
iShares Markit iBoxx € Corporate Bond Fund	8.1%
PIMCO Global Inv Grade Credit Fund	8.0%
iShares Barclays Euro Corp Bond Fund	7.9%
Bluebay Inv Grade Bond Fund	7.9%
Lyxor ETF Euro Corp Bond Fund ex Financials	4.7%

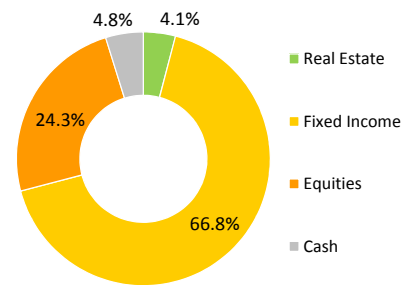
Risk level

Lower risk ← Higher risk
Typically lower rewards ← Typically higher rewards

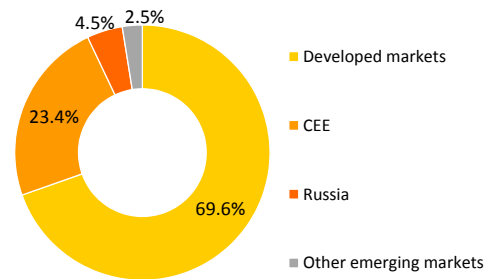


The categories specified in the risk scale are based on the fluctuation of the value of the Fund's assets during the last five years.

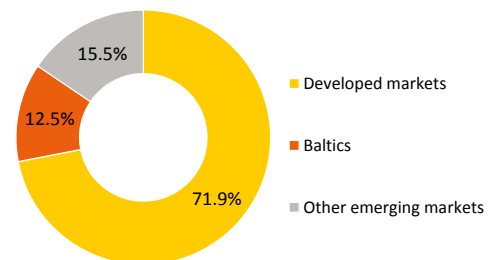
Portfolio by instruments



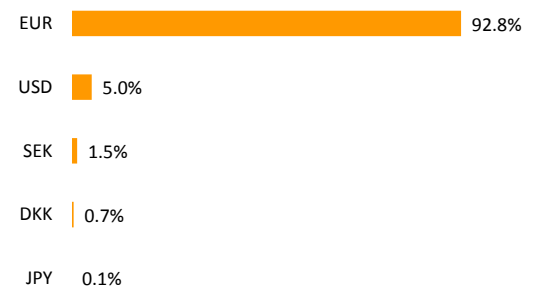
Equity portfolio by regions



Fixed Income portfolio by regions



Portfolio by currencies



* The value of fund units may rise or fall over time. The fund's historical performance does not promise or offer any indications regarding future performance. Investments in foreign markets are sensitive to changes in foreign currency exchange rates, which may cause a rise or a fall in the net value of the fund unit.

Please read fund's rules and prospectuses available on the web-site www.swedbank.ee/fondid or visit a Swedbank office. If necessary, consult with a teller or an investment consultant on phone number +372 613 1606.

Swedbank Pension Fund V1 (Balanced Strategy)

October 31, 2012

Until 15 November 2003 Hansa Pension Fund V2

Manager Commentary

Swedbank's Pension Fund V1 returned 0.3% in October and 8.7% since the start of the year.

October was an interesting month for investors on both sides of the ocean. The markets' opinion of the euro zone's outlook improved after the President of the European Central Bank declared that the bank was ready to buy unlimited amounts of euro zone government bonds, provided that the countries belonging to the euro zone implement the required savings measures and structural reforms. The interest rates of both Italian and Spanish bonds continued to decrease in October. However, the situation with Greece remained unclear – it's not impossible that Greece's creditors may have to write off even more of the loans they gave to the country. The coalition government of Greece is facing another difficult task in the beginning of November – they have to get the parliament to support the unpopular cost-cutting plans.

Although the economic weakness of the euro zone continued – the situation deteriorated in both the industrial and service sectors – the statistical indicators of the economies in many other regions of the world were rather positive. The indicators of China suggested that the slowdown of growth was decelerating. In the United States, consumer confidence strengthened on the back of the improving property market, retail sales exceeded the expectations of analysts, and the confidence index of the service sector pointed at a strong growth. However, the Q3 financial results of companies that were published in October may be seen as rather weak, and the earnings and sales of the members of the US S&P 500 Index members decreased in comparison to the same quarter last year. Companies also became more cautious in their expectations. The continuing lack of clarity in US politics also had an impact on the financial markets – there is a sharp conflict between the Republicans and the Democrats about increasing the US debt ceiling, and the impending elections promise to be very close. Another significant risk is the so-called fiscal cliff – the tax cuts that expire and the savings measures that enter into force at the start of the year. If no agreement can be reached about mitigating the latter in the tense post-election atmosphere, it may result in a serious, albeit temporary, backlash on the economic growth of the United States.

Our preferred region, Europe, stood out with positive results among equity markets – it strengthened by 0.7% over the month. Many investors believe that the risk of the euro zone falling apart has decreased considerably, which has increased interest in European equities that are currently trading at a relatively low price level. The US market fell 2.6% due to the weak performance of companies and the unclear political outlook (all returns are in euros). Japanese equities also fell by 2.6% – the country has recently been generating negative news for the markets and the decision of the Central Bank of Japan about yet another asset purchasing programme did not break the trend either. The equity market of Sweden lost 3.6% over the month. The Baltic equity market managed to stay in positive territory across the month with 0.8%. We bought shares in Tallinna Kaubamaja, because we believe that the company is well managed and its share offers an attractive dividend yield (~6.5%). The equities of emerging markets mostly went down during the month – Emerging Asia lost 0.6%, Latin America 1.1%, Eastern Europe 1.5% and Russia 3.9% of value.

Investors didn't have much interest in equities, but the same cannot be said about riskier bond asset classes that offer higher returns. The monthly yield of euro-denominated government bonds of emerging markets was 1.1% and the average interest rate of bonds in the asset class dropped below 3% for the first time. The repositioning of investors in expectation of the European Community regulation that will enter into force in the beginning of November had a positive impact on the euro bonds of Eastern Europe. The new regulation prevents speculators from betting on the price decrease of bonds issued by countries belonging to the Community. The investment grade corporate bonds of the euro zone strengthened by 0.8%. The performance of higher rated euro zone government bonds just about remained in positive territory as well. The government bonds of Germany and France lost some value while the prices of Belgian bonds went up. The lower rated global bonds and the corporate bonds of emerging markets in our fund portfolio both strengthened over the month.

Looking forward in the short term, we have become somewhat more cautious about the outlook of equity markets, and reduced the equity risk to neutral. Technical indicators have weakened, global liquidity remains low and analysts are bringing down their earnings expectations. However, the price level on equity markets remains attractive, which is why we don't think reducing the proportion of equities below neutral is necessary. We also reduced the overweight of European equities and bought more US equities. The latter are now neutrally positioned in the fund portfolio.

Our bond portfolios remain overweight in the high-quality corporate bond asset class as well as in global high-yield bonds and emerging market corporate bonds. We believe that the strong performance of bonds with higher interest rates is likely to continue – the expected returns on low-risk instruments are low, and many investors are forced to look for alternatives with the highest possible returns in order to achieve their performance goals. The US Federal Reserve's programme for purchasing mortgage-backed securities or the so-called QE3 will also release liquidity, which will probably move on to riskier bonds.

* The value of fund units may rise or fall over time. The fund's historical performance does not promise or offer any indications regarding future performance. Investments in foreign markets are sensitive to changes in foreign currency exchange rates, which may cause a rise or a fall in the net value of the fund unit.

Please read fund's rules and prospectuses available on the web-site www.swedbank.ee/fondid or visit a Swedbank office. If necessary, consult with a teller or an investment consultant on phone number +372 613 1606.