

Swedbank Pension Fund V3 (Equity strategy)

Factsheet | Data as of 31 October 2018

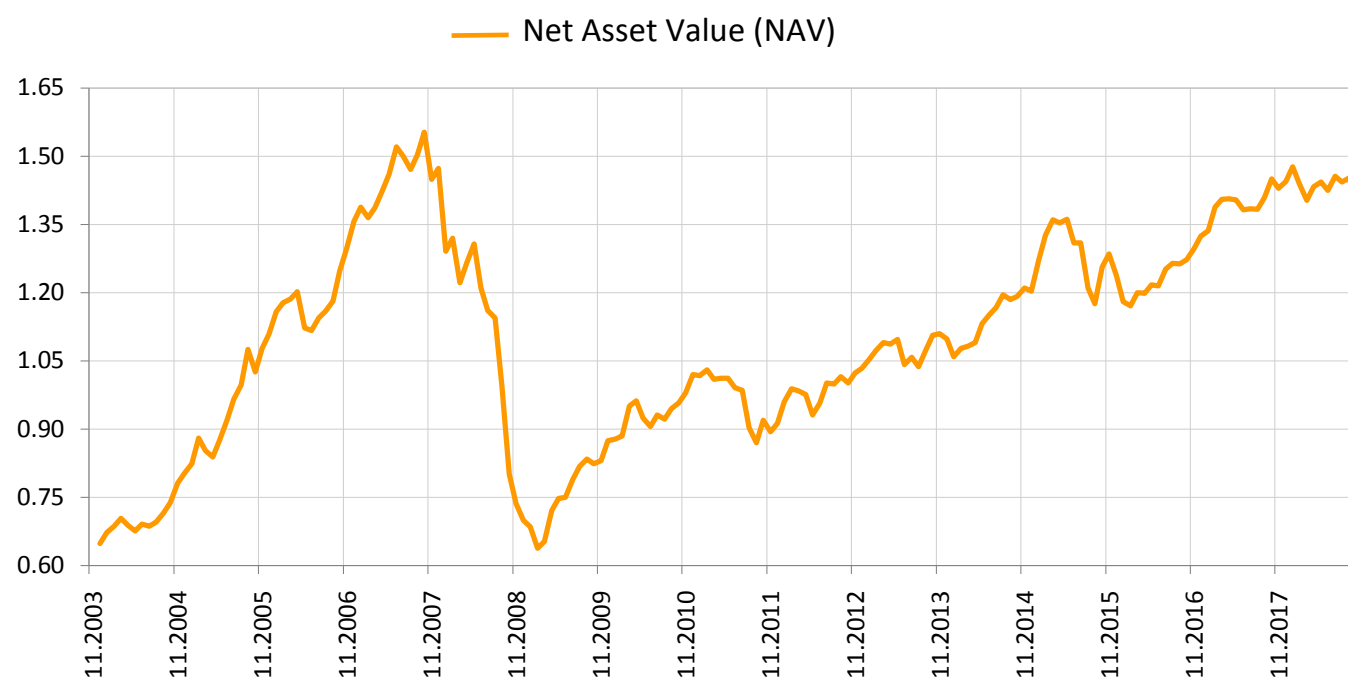
Investment principles

Swedbank Pension Fund V3 (Equity Strategy) is a contractual investment fund founded for providing supplementary funded pension. The objective of the Fund is a long-term growth of the value of the Fund's assets by means of investing up to 100% of the assets in equity-risk securities.

Fund information

| | |
|--------------------------|---------------------------------|
| Fund Management Company | Swedbank Investeerimisfondid AS |
| Inception year | 2003 |
| ISIN code | EE3600071049 |
| Net Assets (AUM) | 50 585 124 EUR |
| Net Asset Value (NAV) | 1.37990 EUR |
| Management Fee per annum | 1.40% |
| Subscription Fee | 0.0% |
| Redemption Fee | 1.0% |

Fund performance*



Historical Performance*

| | YTD | 1 month | 3 months | 1 year | 2 years | 3 years | 5 years | Inception |
|-------------------|-------|---------|----------|--------|---------|---------|---------|-----------|
| Performance | -4.4% | -5.0% | -5.2% | -4.8% | 8.4% | 9.8% | 24.7% | 115.5% |
| Annualized return | | | | -4.8% | 4.1% | 3.2% | 4.5% | 5.3% |

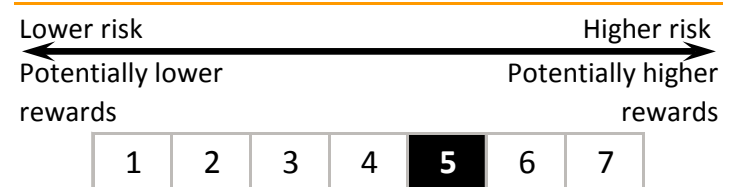
| Year | 2010 | 2011 | 2012 | 2013 | 2014 | 2015 | 2016 | 2017 |
|-------------|-------|--------|-------|------|------|------|------|------|
| Performance | 16.6% | -10.5% | 13.2% | 6.3% | 9.5% | 2.9% | 7.0% | 9.0% |

Standard deviation of returns (over the last 3 years) 7.3%

Top holdings (%)

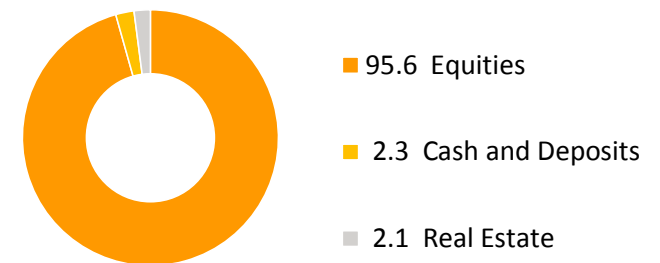
| Equity portfolio | Weight |
|---------------------------------|--------|
| AMUNDI MSCI EUROPE UCITS ETF | 9.0 |
| SPDR S&P 500 ETF TRUST | 7.8 |
| Swedbank Robur Access Asien | 7.7 |
| Lyxor ETF MSCI AC Asia Ex Japan | 7.4 |
| Lyxor UCITS ETF MSCI Europe | 7.3 |

Risk and Reward profile

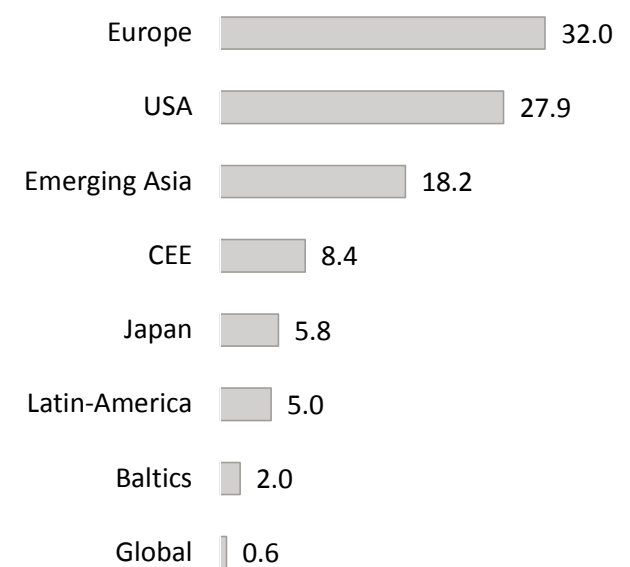


The categories specified in the risk scale are based on the fluctuation of the value of the Fund's assets during the last five years.

Asset allocation (%)



Equity region exposure (%)



Currency exposure (%)

