

Swedbank Pension Fund V3 (Equity Strategy)

January 31, 2015

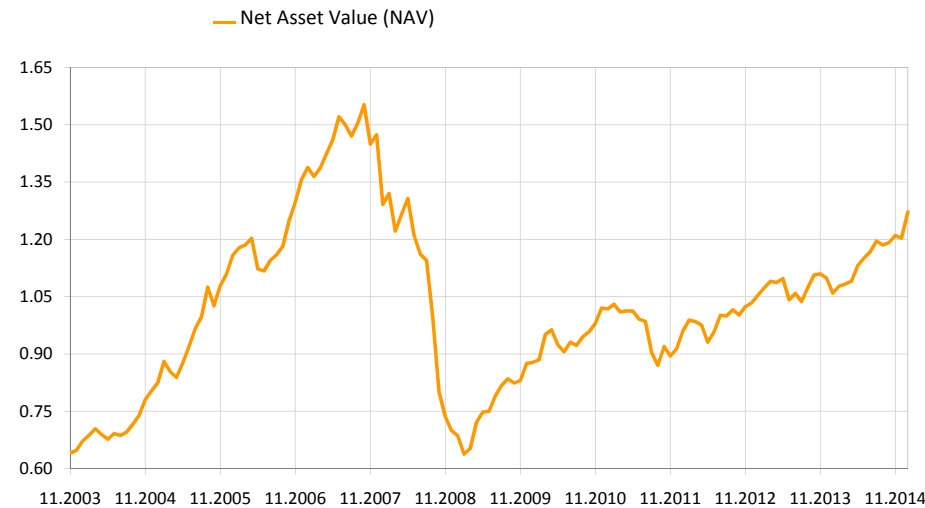
Investment Principles

Swedbank Pension Fund V3 (Equity Strategy) is a contractual investment fund founded for providing supplementary funded pension. The objective of the Fund is a long-term growth of the value of the Fund's assets by means of investing up to 100% of the assets in equity-risk securities.

General information

| | |
|--------------------------|---------------------------------|
| Fund Management Company | Swedbank Investeerimisfondid AS |
| Fund Manager | Katrin Rahe |
| Inception | 2003 |
| Net Asset Value (NAV) | 1.27200 EUR |
| Net Assets | 41 789 160 EUR |
| Management Fee per annum | 1.4% |
| Subscription Fee | 1.0% |
| Redemption Fee | 1.0% |

Fund performance*



| | YTD | 1 month | 3 months | 1 year | 2 years | 3 years | 5 years | Inception |
|--------------------------------|-------------|-------------|-------------|-------------|-------------|-------------|-------------|-------------|
| Performance* Annualized | 5.7% | 5.7% | 6.8% | 20.1% | 20.8% | 32.5% | 44.9% | 98.6% |
| | | | | 20.1% | 9.9% | 9.8% | 7.7% | 6.3% |
| Performance* | 2007 | 2008 | 2009 | 2010 | 2011 | 2012 | 2013 | 2014 |
| | 8.6% | -52.5% | 25.1% | 16.6% | -10.5% | 13.2% | 6.3% | 9.5% |

Largest investments TOP 10

| Equity portfolio | Weight |
|--|--------|
| Swedbank Robur Indexfond Asien | 9.1% |
| iShares MSCI Europe ETF | 8.2% |
| Vanguard S&P 500 Index Fund ETF Shares USA | 8.0% |
| Templeton Asian Growth Fund | 7.8% |
| Vanguard S&P 500 UCITS ETF | 6.8% |
| Fixed Income portfolio | Weight |
| Lyxor ETF EURO Corporate Bond | 0.3% |

Risk level

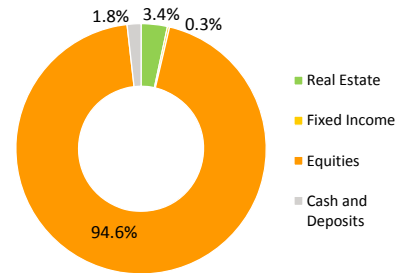
Lower risk Higher risk
Typically lower rewards Typically higher rewards



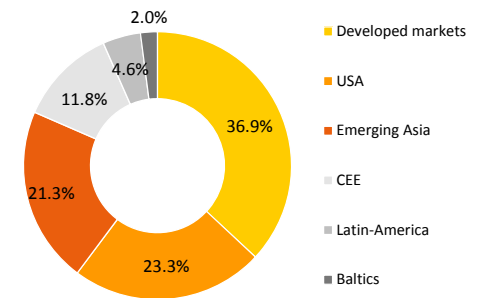
The categories specified in the risk scale are based on the fluctuation of the value of the Fund's assets during the last five years.

Standard deviation of returns (over the last 3 years) 8.1%

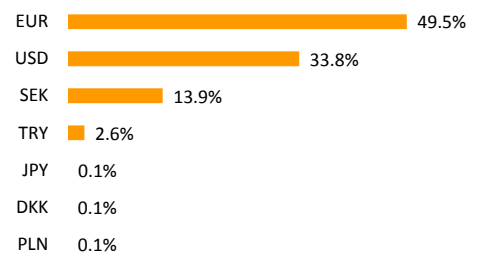
Portfolio by instruments



Equity portfolio by regions



Portfolio by currencies



* The value of fund units may rise or fall over time. The fund's historical performance does not promise or offer any indications regarding future performance.

This document and the information contained herein does not constitute investment recommendation or investment advice. Please read fund's rules and prospectuses available on the web-site www.swedbank.ee/fondid. For further information please contact Swedbank Investment Support on phone at +372 613 1606, Mon-Fry 8.30am - 6pm or visit nearest Swedbank branch.