

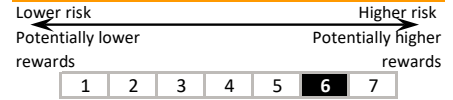
# Swedbank Pension Fund Generation 1990-99 Index

Factsheet | Data as of 30 September 2023

## Investment principles

The Fund is a fund established to allow mandatory funded pension. Its main purpose in operating is to provide the Funds' unit holders with additional income in addition to the state pension after reaching the retirement age. The assets of the Fund are predominantly invested in instruments that follow global equity indices of developed countries and bond indices consisting of investmentgrade financial instruments denominated in euros and that the management company reduces the ratio of instruments carrying equity risk in the Fund's assets over time pursuant to the conditions and prospectus of the Fund. The investment of the assets of the Fund shall take into consideration the ESG (environmental, social, governance) factors or principles of other fields of responsible and sustainable policy.

## Risk and Reward profile

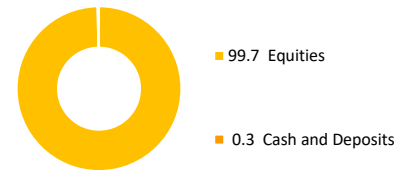


The categories specified in the risk scale are based on the fluctuation of the value of the Fund's assets or the appropriate allocation of assets during the last five years.

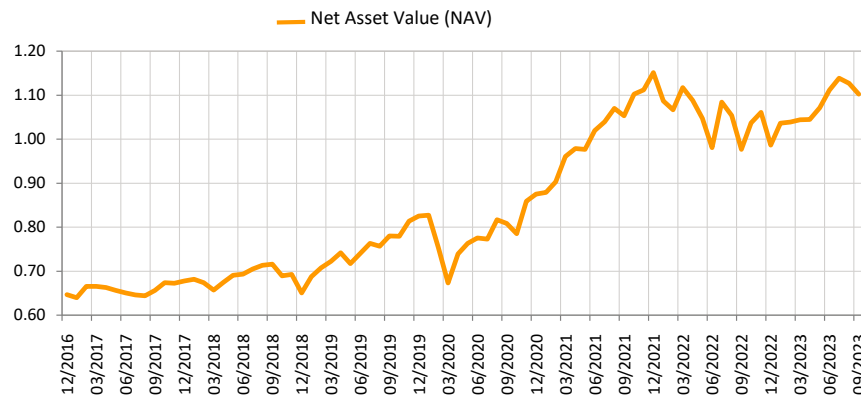
## Fund information

|                         |                                 |
|-------------------------|---------------------------------|
| Fund Management Company | Swedbank Investeerimisfondid AS |
| Portfolio Managers      | Pertti Rahnel                   |
| Inception year          | 2016                            |
| ISIN code               | EE3600109393                    |
| Net Assets (AUM)        | 215 968 023 EUR                 |
| Net Asset Value (NAV)   | 1.10239 EUR                     |
| Ongoing Charge          | 0.31%                           |
| Subscription Fee        | 0%                              |
| Redemption Fee          | 0%                              |

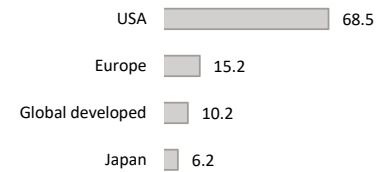
## Asset allocation (%)



## Fund performance\*



## Equity region exposure (%)



## Historical Performance\*

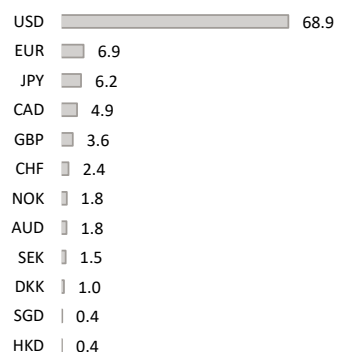
|                   | YTD   | 1 month | 3 months | 1 year | 2 years | 3 years | 5 years | Inception |
|-------------------|-------|---------|----------|--------|---------|---------|---------|-----------|
| Performance       | 11.7% | -2.2%   | -0.8%    | 12.9%  | 4.7%    | 36.3%   | 54.0%   | 72.2%     |
| Annualized return |       |         |          | 12.9%  | 2.3%    | 10.9%   | 9.0%    | 8.3%      |
| Year              | 2015  | 2016    | 2017     | 2018   | 2019    | 2020    | 2021    | 2022      |
| Performance       |       |         | 4.8%     | -4.0%  | 26.9%   | 6.0%    | 31.5%   | -14.3%    |

Standard deviation of returns (over the last 3 years) 14.7%

## Top 10 holdings (%)

| Equity portfolio             | Weight |
|------------------------------|--------|
| Apple Inc                    | 5.0    |
| Microsoft Corp               | 4.2    |
| Amazon.com Inc               | 2.2    |
| NVIDIA Corp                  | 2.0    |
| Swedbank Robur Access Global | 1.5    |
| Alphabet Inc                 | 1.5    |
| Tesla Inc                    | 1.3    |
| Facebook Inc                 | 1.3    |
| Alphabet Inc                 | 1.3    |
| Berkshire Hathaway Inc       | 1.1    |

## Currency exposure (%)



The value of fund units may rise or fall over time. The fund's historical performance does not promise or offer any indications regarding future performance. This document and the information contained herein does not constitute investment recommendation or investment advice. Please read fund's rules and prospectus available on the website [www.swedbank.ee/fondid](http://www.swedbank.ee/fondid). For further information please contact Swedbank Investment Support on phone at +372 613 1606, Mon-Fri 8:30am - 6pm or visit nearest Swedbank branch.