

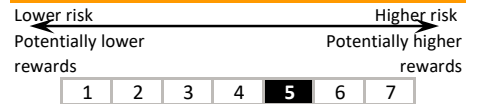
Swedbank Pension Fund Generation 1980-89

Factsheet | Data as of 30 September 2022

Investment principles

The Fund is a mandatory pension fund. Its main purpose is to provide the Funds' unit holders with additional income in addition to the state pension after reaching the retirement age. The Fund is a lifecycle fund, meaning that the ratio of instruments carrying equity risk in the Fund's assets will be reduced over time pursuant to the conditions and prospectus of the Fund.

Risk and Reward profile

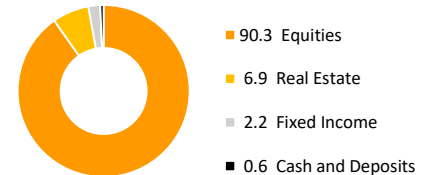


The categories specified in the risk scale are based on the fluctuation of the value of the Fund's assets or the appropriate allocation of assets during the last five years.

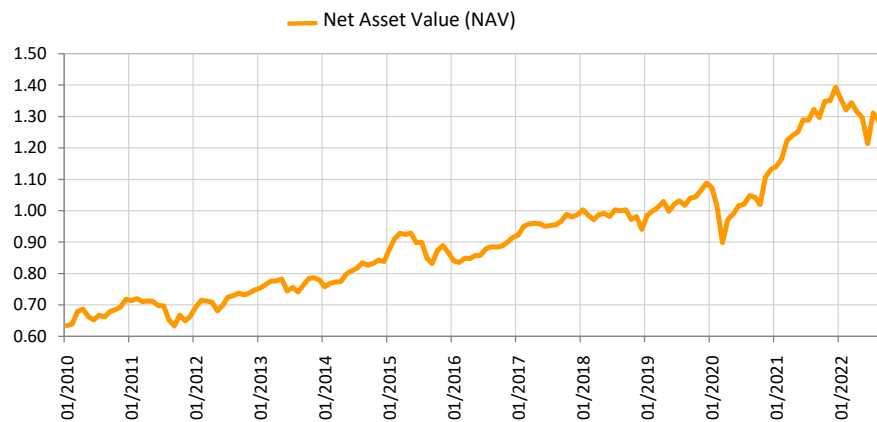
Fund information

| | |
|-------------------------|--|
| Fund Management Company | Swedbank Investeerimisfondid AS |
| Portfolio Managers | Ene Ōunmaa, Katrin Rahe, Pertti Rahnel |
| Inception year | 2010 |
| ISIN code | EE3600103248 |
| Net Assets (AUM) | 348 665 968 EUR |
| Net Asset Value (NAV) | 1.20066 EUR |
| Ongoing Charge | 0.68% |
| Subscription Fee | 0% |
| Redemption Fee | 0% |

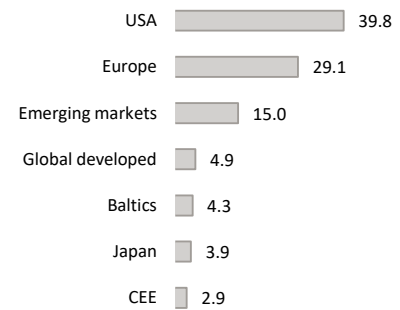
Asset allocation (%)



Fund performance*



Equity region exposure (%)



Historical Performance*

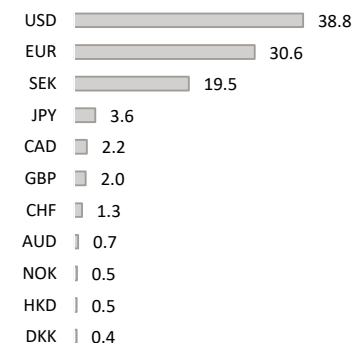
| | YTD | 1 month | 3 months | 1 year | 2 years | 3 years | 5 years | Inception |
|-------------------|--------|---------|----------|--------|---------|---------|---------|-----------|
| Performance | -13.8% | -6.8% | -1.0% | -7.4% | 15.2% | 15.4% | 24.3% | 87.9% |
| Annualized return | | | | -7.4% | 7.3% | 4.9% | 4.4% | 5.1% |
| Year | 2014 | 2015 | 2016 | 2017 | 2018 | 2019 | 2020 | 2021 |
| Performance | 7.5% | 3.4% | 5.7% | 7.9% | -4.8% | 15.7% | 3.9% | 23.1% |

Standard deviation of returns (over the last 3 years) 14.6%

Top 10 holdings (%)

| Equity portfolio | Weight |
|--|--------|
| Swedbank Robur Access Edge Eme | 7.3 |
| Swedbank Robur Access Europa | 5.8 |
| Swedbank Robur Globalfond | 3.9 |
| Amundi Index MSCI World SRI UCITS ETF | 3.2 |
| Amundi Msci Emerging ESG Leaders UCITS ETF | 2.9 |
| Fixed Income portfolio | |
| LHV Group AS 9.500% Perpetual | 0.9 |
| LHV Group AS 8.000% Perpetual | 0.7 |
| Coop Pank 10.000% CoCo (Perpetual) | 0.3 |
| Riigi Kinnisvara 1.610% 09.06.2027 | 0.2 |
| City of Tallinn FRN 29.11.2027 | 0.2 |

Currency exposure (%)



The value of fund units may rise or fall over time. The fund's historical performance does not promise or offer any indications regarding future performance. This document and the information contained herein does not constitute investment recommendation or investment advice. Please read fund's rules and prospectus available on the website www.swedbank.ee/fondid. For further information please contact Swedbank Investment Support on phone at +372 613 1606, Mon-Fri 8:30am - 6pm or visit nearest Swedbank branch.