

# Swedbank Pension Fund K100

Factsheet | Data as of 31 January 2021

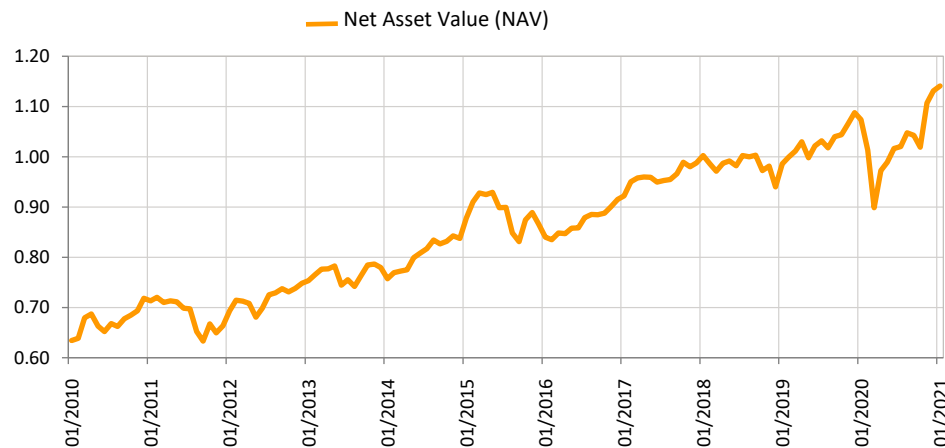
## Investment principles

Swedbank Pension Fund K100 is a contractual investment fund founded for providing mandatory funded pension. Up to 100% of the fund's assets may be invested in equities, equity funds and other equitylike instruments. The fund's assets may also be invested in bonds, money market instruments, deposits, immovables and other assets permitted by legislation. The objective of equity strategy is to guarantee as high rate of return as possible as a result of long-term accumulation of assets. The decline of the capital value and extensive fluctuations of the unit price are possible in short-term perspective.

## Fund information

Fund Management Company	Swedbank Investeerimisfondid AS
Portfolio Managers	Ene Õunmaa, Katrin Rahe, Pertti Rahnel
Inception year	2010
ISIN code	EE3600103248
Net Assets (AUM)	488 436 404 EUR
Net Asset Value (NAV)	1.14085 EUR
Ongoing Charge	0.70%
Subscription Fee	0%
Redemption Fee	0%

## Fund performance\*



### Historical Performance\*

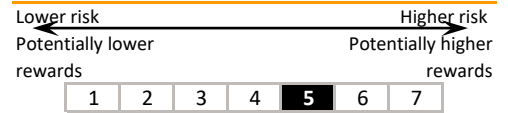
	YTD	1 month	3 months	1 year	2 years	3 years	5 years	Inception
Performance	0.9%	0.9%	12.0%	6.3%	15.8%	13.8%	35.8%	78.5%
Annualized return				6.3%	7.6%	4.4%	6.3%	5.4%
Year	2013	2014	2015	2016	2017	2018	2019	2020
Performance	4.2%	7.5%	3.4%	5.7%	7.9%	-4.8%	15.7%	3.9%

Standard deviation of returns (over the last 3 years) 12.2%

## Top 10 holdings (%)

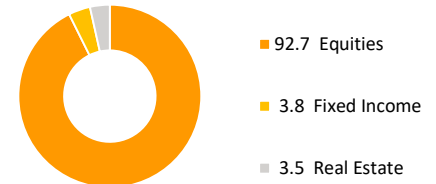
Equity portfolio	Weight
Swedbank Robur Access Europa A	13.6
UBS ETF-MSCI Emerging Markets UCITS	13.1
iShares Core MSCI Emerging Markets IMI UCITS ETF Acc	8.0
AMUNDI MSCI EUROPE UCITS ETF	6.3
Swedbank Robur Access Edge Emerging Markets A	4.2
Fixed Income portfolio	Weight
Vanguard Long-Term Treasury ETF	1.9
LHV Group AS 9.500% Perpetual	0.6
LHV Group AS 8.000% Perpetual	0.5
Alexela Tanklad 5.5% 02.03.2028	0.5
City of Tallinn FRN 29.11.2027	0.2

## Risk and Reward profile

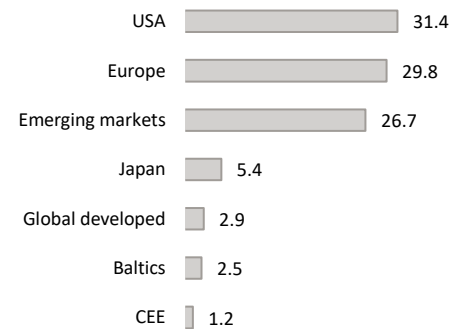


The categories specified in the risk scale are based on the fluctuation of the value of the Fund's assets during the last five years.

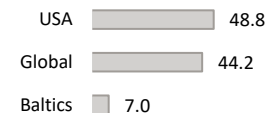
## Asset allocation (%)



## Equity region exposure (%)



## Fixed Income region exposure (%)



## Currency exposure (%)

