

Swedbank Pension Fund K100

Factsheet | Data as of 31 March 2020

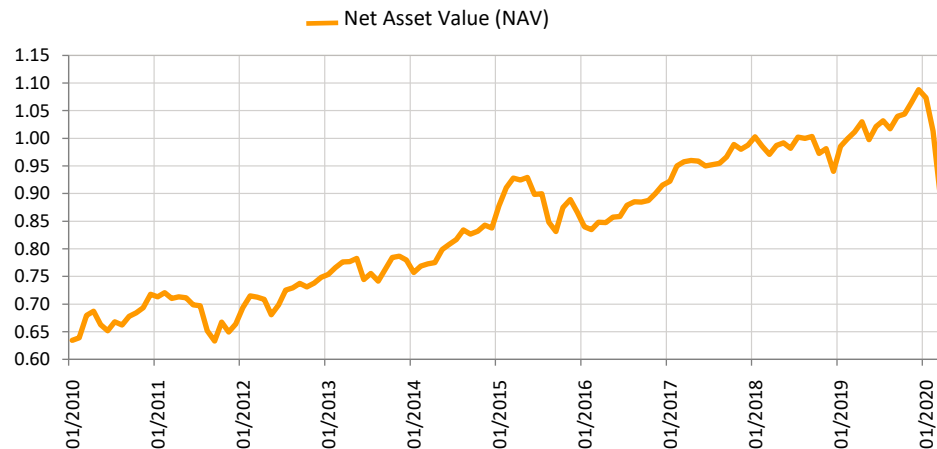
Investment principles

Swedbank Pension Fund K100 is a contractual investment fund founded for providing mandatory funded pension. Up to 100% of the fund's assets may be invested in equities, equity funds and other equitylike instruments. The fund's assets may also be invested in bonds, money market instruments, deposits, immovables and other assets permitted by legislation. The objective of equity strategy is to guarantee as high rate of return as possible as a result of long-term accumulation of assets. The decline of the capital value and extensive fluctuations of the unit price are possible in short-term perspective.

Fund information

Fund Management Company	Swedbank Investeerimisfondid AS
Inception year	2010
ISIN code	EE3600103248
Net Assets (AUM)	362 361 612 EUR
Net Asset Value (NAV)	0.89837 EUR
Ongoing Charge	0.70%
Subscription Fee	0%
Redemption Fee	0%

Fund performance*



Historical Performance*

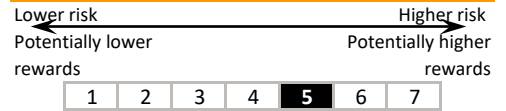
	YTD	1 month	3 months	1 year	2 years	3 years	5 years	Inception
Performance	-17.4%	-11.3%	-17.4%	-11.2%	-7.5%	-6.2%	-3.2%	40.6%
Annualized return				-11.2%	-3.8%	-2.1%	-0.6%	3.4%
Year	2012	2013	2014	2015	2016	2017	2018	2019
Performance	12.7%	4.2%	7.5%	3.4%	5.7%	7.9%	-4.8%	15.7%

Standard deviation of returns (over the last 3 years) 9.7%

Top 10 holdings (%)

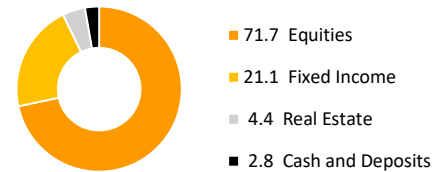
Equity portfolio	Weight
UBS ETF-MSCI Emerging Markets UCITS	16.1
Swedbank Robur Access Europa A	6.5
Apple Inc	1.4
iShares Gold Producers UCITS ETF	1.3
Microsoft Corp	1.1
Fixed Income portfolio	
Vanguard Long-Term Treasury ETF	3.3
Government of Lithuania 0.000% 31.01.2021	1.1
Luminor Bank 1.500% 18.10.2021	1.1
Government of Poland 0.500% 20.12.2021	1.0
Government of Lithuania 3.400% 03.10.2020	0.9

Risk and Reward profile

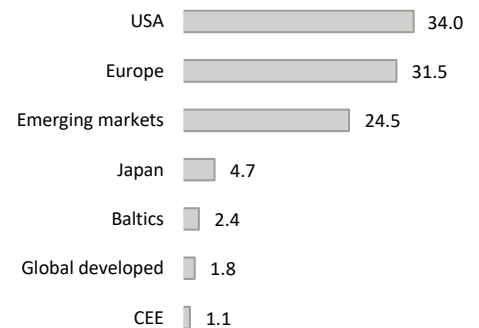


The categories specified in the risk scale are based on the fluctuation of the value of the Fund's assets during the last five years.

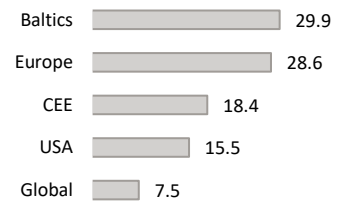
Asset allocation (%)



Equity region exposure (%)



Fixed Income region exposure (%)



Currency exposure (%)

