

# Swedbank Pension Fund K100

Factsheet | Data as of 30 November 2019

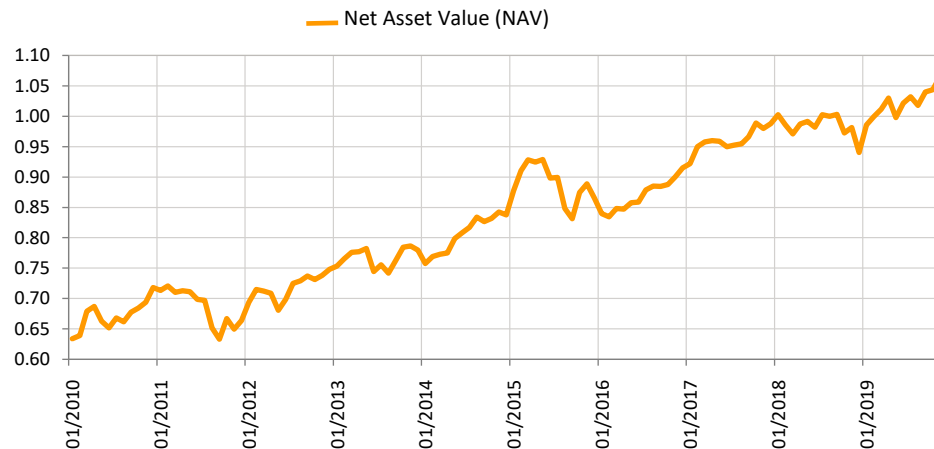
## Investment principles

Swedbank Pension Fund K100 is a contractual investment fund founded for providing mandatory funded pension. Up to 100% of the fund's assets may be invested in equities, equity funds and other equitylike instruments. The fund's assets may also be invested in bonds, money market instruments, deposits, immovables and other assets permitted by legislation. The objective of equity strategy is to guarantee as high rate of return as possible as a result of long-term accumulation of assets. The decline of the capital value and extensive fluctuations of the unit price are possible in short-term perspective.

## Fund information

Fund Management Company	Swedbank Investeerimisfondid AS
Inception year	2010
ISIN code	EE3600103248
Net Assets (AUM)	406 875 462 EUR
Net Asset Value (NAV)	1.06505 EUR
Ongoing Charge	0.99%
Subscription Fee	0%
Redemption Fee	0%

## Fund performance\*



## Historical Performance\*

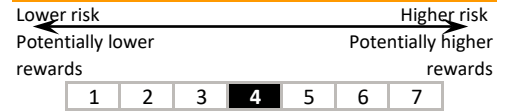
	YTD	1 month	3 months	1 year	2 years	3 years	5 years	Inception
Performance	13.3%	2.0%	4.7%	8.5%	8.7%	18.3%	26.4%	66.6%
Annualized return				8.5%	4.2%	5.8%	4.8%	5.3%
Year	2011	2012	2013	2014	2015	2016	2017	2018
Performance	-7.6%	12.7%	4.2%	7.5%	3.4%	5.7%	7.9%	-4.8%

Standard deviation of returns (over the last 3 years) 6.3%

## Top 10 holdings (%)

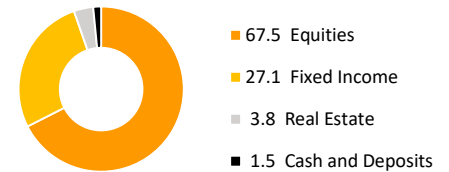
Equity portfolio	Weight
UBS ETF-MSCI Emerging Markets UCITS	17.6
Apple Inc	1.1
iShares Core MSCI Emerging Markets IMI UCITS ETF Acc	1.0
Nestlé SA	0.9
Microsoft Corp	0.8
Fixed Income portfolio	
Government of Spain 5.400% 31.01.2023	3.5
Government of Spain 0.050% 31.01.2021	2.1
Government of Spain 0.750% 30.07.2021	2.0
Government of Lithuania 0.000% 31.01.2021	1.0
Luminor Bank 1.500% 18.10.2021	1.0

## Risk and Reward profile

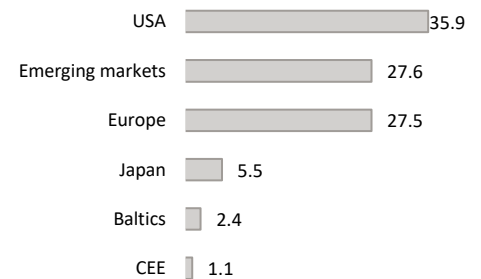


The categories specified in the risk scale are based on the fluctuation of the value of the Fund's assets during the last five years.

## Asset allocation (%)



## Equity region exposure (%)



## Fixed Income region exposure (%)



## Currency exposure (%)

