

Swedbank Pension Fund K4 (Equity strategy)

Factsheet | Data as of 30 September 2018

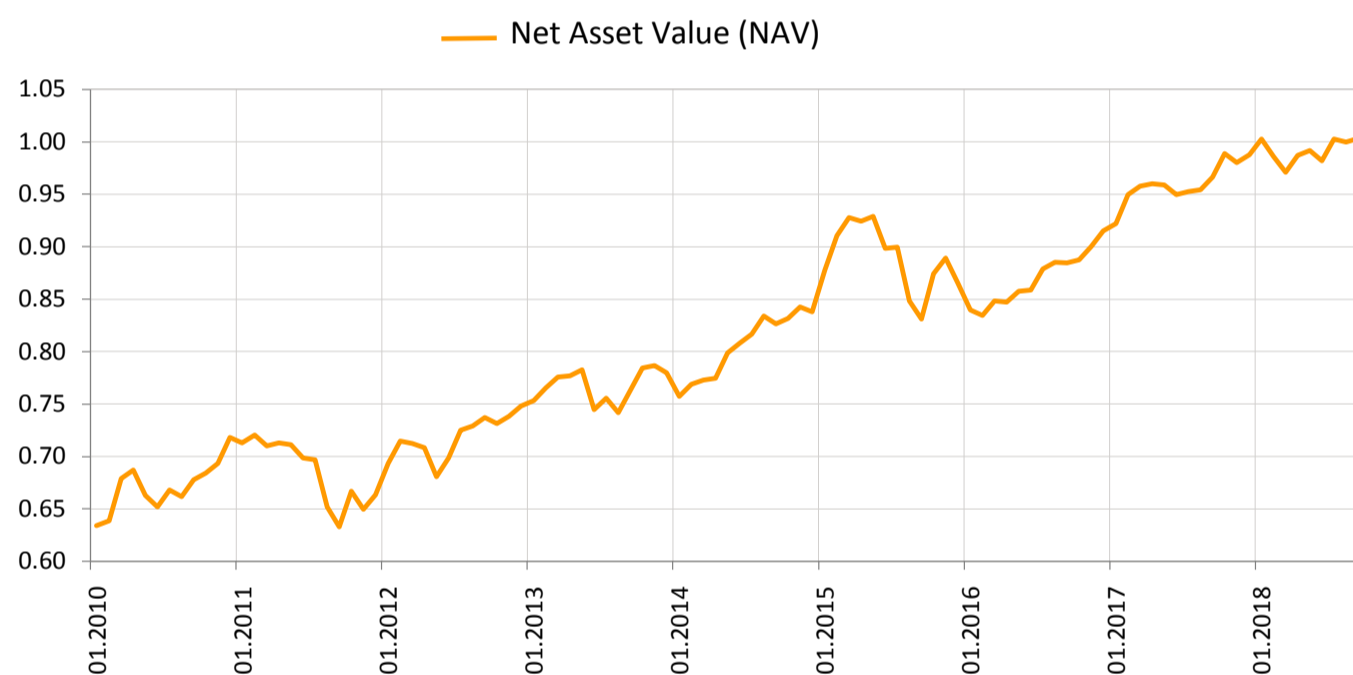
Investment principles

Swedbank Pension Fund K4 (Equity Strategy) is a contractual investment Fund founded for providing mandatory funded pension. The objective of the Fund is a long-term growth of the value of the Fund's assets by means of investing up to 50% of the assets in equity-risk securities and altogether up to 75% in equity funds, equity and other instruments similar to equity and the remaining part of the assets in bonds, money market instruments, deposits, immovables and other assets.

Fund information

| | |
|--------------------------|---------------------------------|
| Fund Management Company | Swedbank Investeerimisfondid AS |
| Inception year | 2010 |
| ISIN code | EE3600103248 |
| Net Assets (AUM) | 310 576 598 EUR |
| Net Asset Value (NAV) | 1.00309 EUR |
| Management Fee per annum | 0.85% |
| Subscription Fee | 0% |
| Redemption Fee | 0% |

Fund performance*



Historical Performance*

| | YTD | 1 month | 3 months | 1 year | 2 years | 3 years | 5 years | Inception |
|-------------------|------|---------|----------|--------|---------|---------|---------|-----------|
| Performance | 1.5% | 0.3% | 2.2% | 3.8% | 13.4% | 20.7% | 31.5% | 56.9% |
| Annualized return | | | | 3.8% | 6.5% | 6.5% | 5.6% | 5.3% |

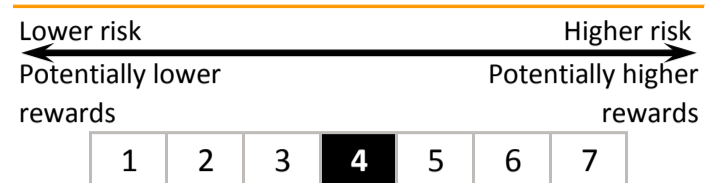
| Year | 2010 | 2011 | 2012 | 2013 | 2014 | 2015 | 2016 | 2017 |
|-------------|-------|-------|-------|------|------|------|------|------|
| Performance | 12.3% | -7.6% | 12.7% | 4.2% | 7.5% | 3.4% | 5.7% | 7.9% |

Standard deviation of returns (over the last 3 years) 5.4%

Top 10 holdings (%)

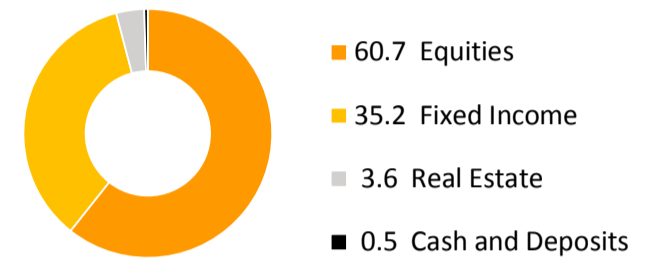
| Equity portfolio | Weight |
|---|--------|
| Swedbank Robur Access Asien | 7.5 |
| Lyxor ETF MSCI AC Asia Ex Japan | 4.9 |
| AMUNDI MSCI EUROPE UCITS ETF | 2.9 |
| AMUNDI MSCI EM LATIN AMERICA UCITS ETF | 2.8 |
| Lyxor Eastern Europe Index ETF | 1.8 |
| Fixed Income portfolio | |
| France Government 1.000% 25.11.2018 | 7.8 |
| Government of France 1.000% 25.05.2019 | 3.5 |
| Government of Spain 4.6% 30.07.2019 | 3.1 |
| Government of Austria RAGB 0.250% 18.10.2019 | 2.6 |
| Government of Italy Buoni Poliennal 4.5% 01.03.2019 | 2.0 |

Risk and Reward profile

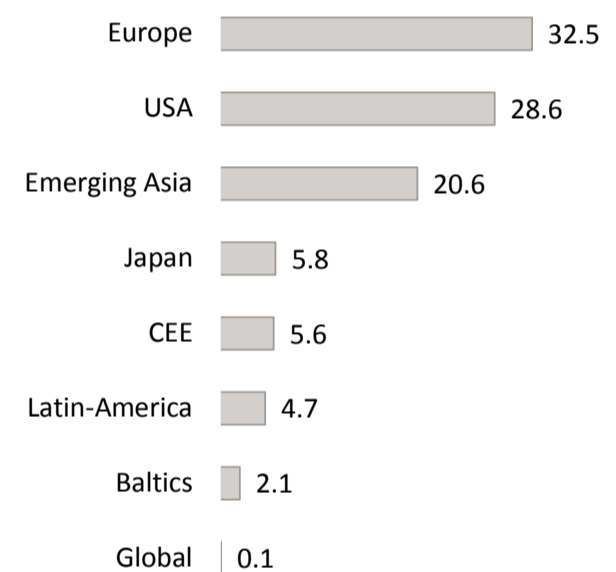


The categories specified in the risk scale are based on the fluctuation of the value of the Fund's assets during the last five years.

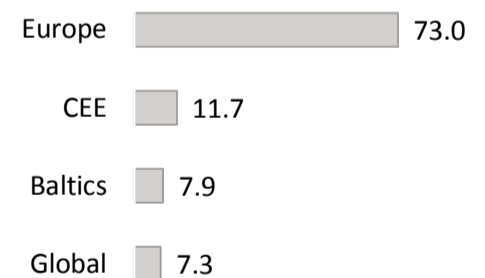
Asset allocation (%)



Equity region exposure (%)



Fixed Income region exposure (%)



Currency exposure (%)

