

# Swedbank Pension Fund K4 (Equity Strategy)

Factsheet | Data as of 31 January 2018

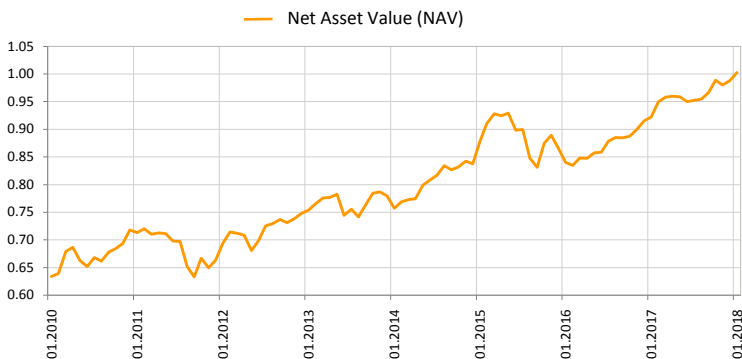
## Investment principles

Swedbank Pension Fund K4 (Equity Strategy) is a contractual investment Fund founded for providing mandatory funded pension. The objective of the Fund is a long-term growth of the value of the Fund's assets by means of investing up to 50% of the assets in equity-risk securities and altogether up to 75% in equity funds, equity and other instruments similar to equity and the remaining part of the assets in bonds, money market instruments, deposits, immovables and other assets.

## Fund information

Fund Management Company	Swedbank Investeerimisfondid AS
Fund Manager	Katrin Rahe
Inception year	2010
ISIN code	EE3600103248
Net Assets (AUM)	268 442 712 EUR
Net Asset Value (NAV)	1.00252 EUR
Management Fee per annum	0.92%
Subscription Fee	0%
Redemption Fee	0%

## Fund performance\*



### Historical Performance\*

	YTD	1 month	3 months	1 year	2 years	3 years	5 years	Inception
Performance	1.5%	1.5%	1.4%	8.7%	19.4%	14.2%	33.0%	56.9%
Annualized return				8.7%	9.3%	4.5%	5.9%	5.7%

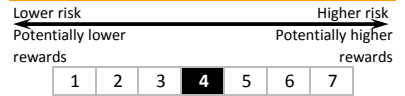
Year	2010	2011	2012	2013	2014	2015	2016	2017
Performance	12.3%	-7.6%	12.7%	4.2%	7.5%	3.4%	5.7%	7.9%

Standard deviation of returns (over the last 3 years) 7.0%

## Top 10 holdings (%)

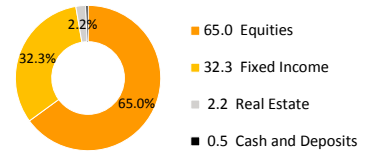
Equity portfolio	Weight
Swedbank Robur Access Asien	6.6
Lyxor ETF MSCI AC Asia Ex Japan	6.3
Amundi ETF MSCI EM Latin America	3.4
Vanguard S&P 500 Index Fund ETF Shares USA	2.2
Lyxor Eastern Europe Index ETF	2.0
Fixed Income portfolio	Weight
GOVERNMENT OF FRANCE FRANCE 1.000% 25.05.2018 EUR	10.1
Spain 4.6%, 30.07.2019 (EUR)	3.3
Italy Buoni Poliennal 4.5% 01.03.2019	2.4
France 1.000%, 25.05.2019 (EUR)	1.4
Luminor Bank 0.330% 20.12.2019 (EUR)	0.9

## Risk and Reward profile

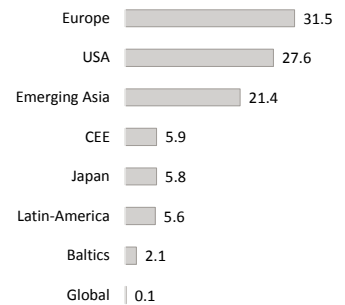


The categories specified in the risk scale are based on the fluctuation of the value of the Fund's assets during the last five years.

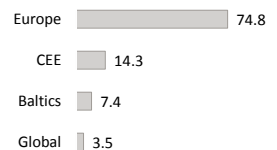
## Asset allocation (%)



## Equity region exposure (%)



## Fixed Income region exposure (%)



## Currency exposure (%)

