

Swedbank Pension Fund K4 (Equity Strategy)

Factsheet | Data as of 31 July 2017

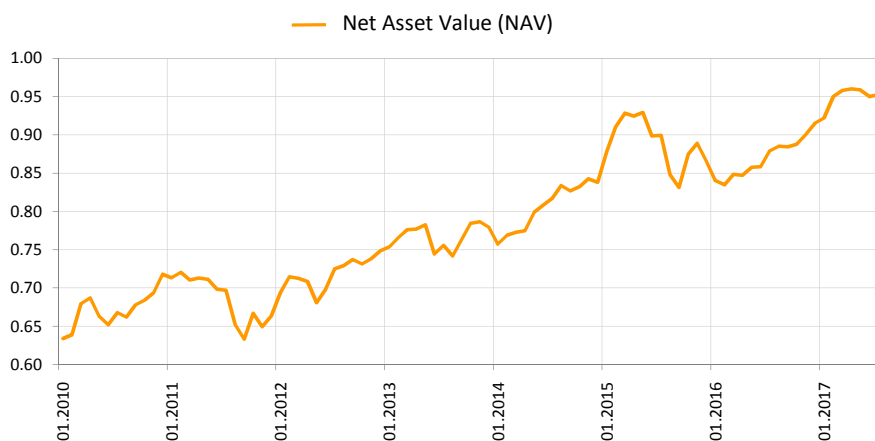
Investment principles

Swedbank Pension Fund K4 (Equity Strategy) is a contractual investment Fund founded for providing mandatory funded pension. The objective of the Fund is a long-term growth of the value of the Fund's assets by means of investing up to 50% of the assets in equity-risk securities and altogether up to 75% in equity funds, equity and other instruments similar to equity and the remaining part of the assets in bonds, money market instruments, deposits, immovables and other assets.

Fund information

| | |
|--------------------------|---------------------------------|
| Fund Management Company | Swedbank Investeerimisfondid AS |
| Fund Manager | Katrin Rahe |
| Inception year | 2010 |
| ISIN code | EE3600103248 |
| Net Assets (AUM) | 220 169 301 EUR |
| Net Asset Value (NAV) | 0.95251 EUR |
| Management Fee per annum | 0.92% |
| Subscription Fee | 0% |
| Redemption Fee | 0% |

Fund performance*



Historical Performance*

| | YTD | 1 month | 3 months | 1 year | 2 years | 3 years | 5 years | Inception |
|-------------------|------|---------|----------|--------|---------|---------|---------|-----------|
| Performance | 4.1% | 0.3% | -0.8% | 8.4% | 5.9% | 16.6% | 31.4% | 49.0% |
| Annualized return | | | | 8.4% | 2.9% | 5.3% | 5.6% | 5.4% |

| Year | 2009 | 2010 | 2011 | 2012 | 2013 | 2014 | 2015 | 2016 |
|-------------|------|-------|-------|-------|------|------|------|------|
| Performance | | 12.3% | -7.6% | 12.7% | 4.2% | 7.5% | 3.4% | 5.7% |

Standard deviation of returns (over the last 3 years) 7.4%

Top 10 holdings (%)

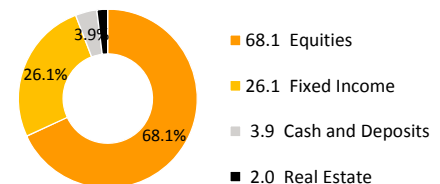
| Equity portfolio | Weight |
|--|--------|
| Amundi ETF MSCI Europe UCITS ETF | 7.7 |
| Swedbank Robur Access Asien | 7.3 |
| Lyxor UCITS ETF MSCI Europe | 7.3 |
| iShares Core S&P 500 ETF (USD) ETF | 7.0 |
| Lyxor ETF MSCI AC Asia Ex Japan | 6.5 |
| Fixed Income portfolio | Weight |
| AMUNDI 12 M-I | 8.8 |
| iShares Core Euro Corporate Bond UCITS ETF | 2.1 |
| iShares Euro Corporate Bond BBB-BB UCITS ETF | 2.0 |
| iShares Euro Corporate Bond Interest Rate Hedged | 1.6 |
| Allianz Euro Oblig Court Terme ISR I | 1.6 |

Risk and Reward profile

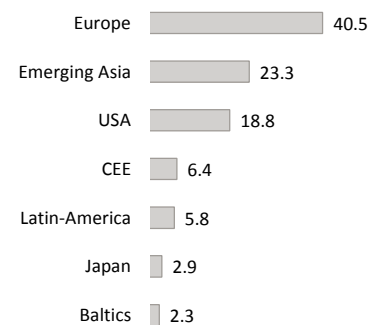


The categories specified in the risk scale are based on the fluctuation of the value of the Fund's assets during the last five years.

Asset allocation (%)



Equity region exposure (%)



Fixed Income region exposure (%)

