

Swedbank Pension Fund K4 (Equity Strategy)

July 31, 2016

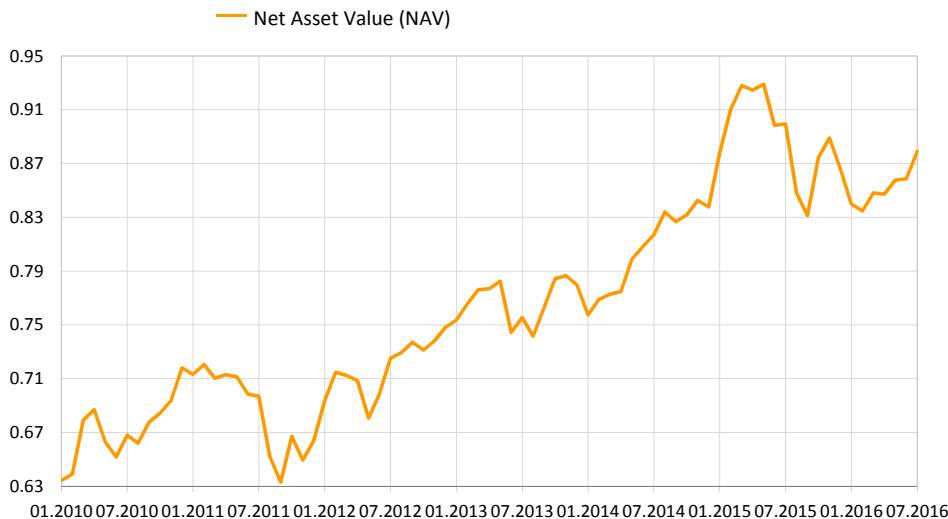
Investment Principles

Swedbank Pension Fund K4 (Equity Strategy) is a contractual investment Fund founded for providing mandatory funded pension. The objective of the Fund is a long-term growth of the value of the Fund's assets by means of investing up to 50% of the assets in equity-risk securities and altogether up to 75% in equity funds, equity and other instruments similar to equity and the remaining part of the assets in bonds, money market instruments, deposits, immovables and other assets.

General information

Fund Management Company	Swedbank Investeerimisfondid AS
Fund Manager	Katrin Rahe
Inception	2010
Net Asset Value (NAV)	0.87885 EUR
Net Assets	159 462 891 EUR
Average management fee per annum**	1.00%
Subscription Fee	0.0%
Redemption Fee	1.0%

Fund performance*



	YTD	1 month	3 months	1 year	2 years	3 years	5 years	Inception
Performance* Annualized	1.5%	2.4%	3.7%	-2.3%	7.6%	16.3%	26.1%	37.5%
				-2.3%	3.7%	5.2%	4.7%	5.0%
	2010	2011	2012	2013	2014	2015	2016	2017
Performance*	12.3%	-7.6%	12.7%	4.2%	7.5%	3.4%		

Largest investments TOP 10

Equity portfolio	Weight
Vanguard S&P 500 Index Fund ETF Shares USA	7.8%
iShares Core S&P 500 ETF (USD) ETF	7.5%
UBS ETF – MSCI EMU UCITS ETF	6.0%
Vanguard FTSE Japan UCITS ETF	5.1%
db x-trackers MSCI AC Asia excl. Japan Index UCITS ETF	5.0%
Fixed Income portfolio	Weight
Allianz Euro Oblig Court Terme ISR I	6.7%
iShares Core Euro Corporate Bond UCITS ETF	2.5%
iShares Euro Corporate Bond Interest Rate Hedged	2.2%
Deposit - Swedbank AS (EUR)	1.9%
Deposit- Nordea Bank Finland Plc Estonia Branch (EUR)	1.6%

Risk level

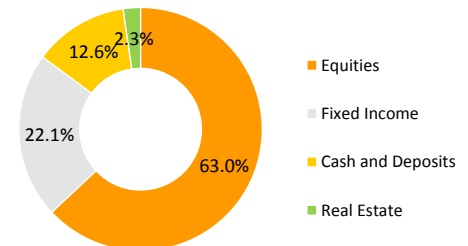
Lower risk Higher risk
Typically lower rewards Typically higher rewards

1	2	3	4	5	6	7
---	---	---	---	---	---	---

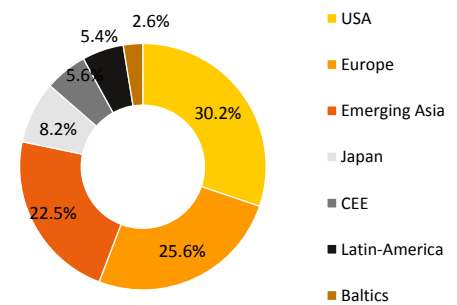
The categories specified in the risk scale are based on the fluctuation of the value of the Fund's assets during the last five years.

Standard deviation of returns (over the last 3 years) 8.0%

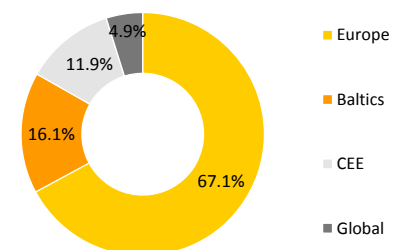
Portfolio by instruments



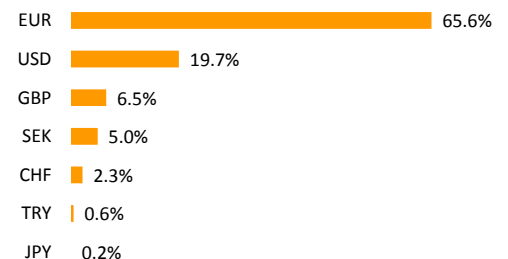
Equity portfolio by regions



Fixed Income portfolio by regions



Portfolio by currencies



* The value of fund units may rise or fall over time. The fund's historical performance does not promise or offer any indications regarding future performance.

** Methodology of calculating fund's average management fee can be found in the prospectus of mandatory pension funds.

This document and the information contained herein does not constitute investment recommendation or investment advice. Please read fund's rules and prospectuses available on the web-site www.swedbank.ee/fondid. For further information please contact Swedbank Investment Support on phone at +372 613 1606, Mon-Fry 8.30am - 6pm or visit nearest Swedbank branch.