

Swedbank Pension Fund Generation 1970-79

Factsheet | Data as of 31 July 2025

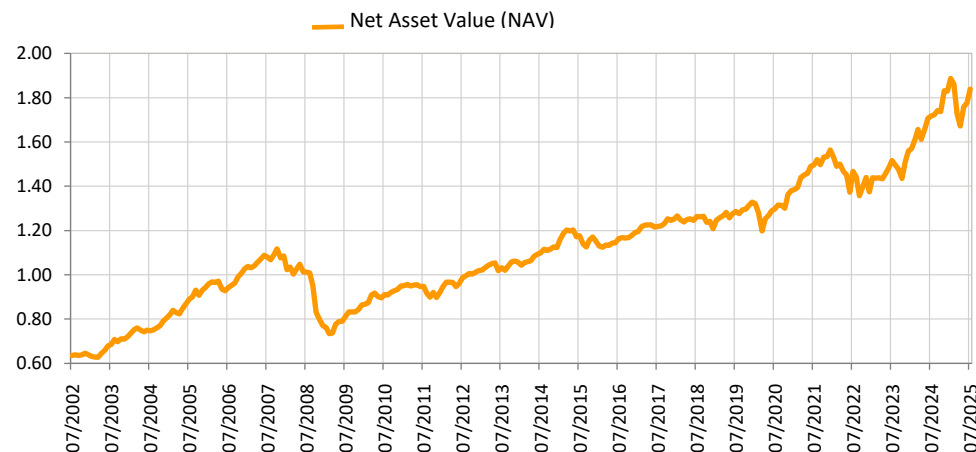
Investment principles

The Fund is a mandatory pension fund. Its main purpose is to provide the Funds' unit holders with additional income in addition to the state pension after reaching the retirement age. The Fund is a lifecycle fund, meaning that the ratio of instruments carrying equity risk in the Fund's assets will be reduced over time pursuant to the conditions and prospectus of the Fund.

Fund information

| | |
|-------------------------|--|
| Fund Management Company | Swedbank Investeerimisfondid AS |
| Portfolio Managers | Ene Õunmaa, Katrin Rahe, Pertti Rahnel |
| Inception year | 2002 |
| ISIN code | EE3600019758 |
| Net Assets (AUM) | 956 765 886 EUR |
| Net Asset Value (NAV) | 1.83845 EUR |
| Ongoing Charge | 0.73% |
| Subscription Fee | 0% |
| Redemption Fee | 0% |

Fund performance*



Historical Performance*

| | YTD | 1 month | 3 months | 1 year | 2 years | 3 years | 5 years | Inception |
|-------------------|------|---------|----------|--------|---------|---------|---------|-----------|
| Performance | 0.5% | 3.5% | 10.0% | 7.1% | 21.2% | 25.3% | 41.6% | 187.7% |
| Annualized return | | | | 7.1% | 10.1% | 7.8% | 7.2% | 4.7% |

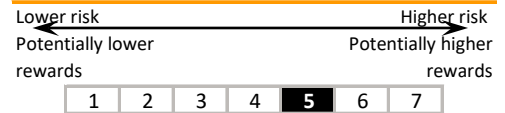
| Year | 2017 | 2018 | 2019 | 2020 | 2021 | 2022 | 2023 | 2024 |
|-------------|------|-------|-------|------|-------|--------|-------|-------|
| Performance | 5.1% | -3.5% | 10.0% | 3.9% | 13.2% | -12.1% | 13.4% | 17.3% |

Standard deviation of returns (over the last 3 years) 10.6%

Top 10 holdings (%)

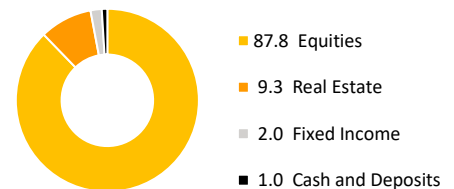
| Portfolio | Weight |
|---------------------------------------|--------|
| Swedbank Robur Globalfond | 4.4 |
| Nvidia Corp | 2.8 |
| Swedbank Robur Access Edge Japan A | 2.6 |
| EFTEN Kinnisvarafond II | 2.6 |
| Xtrackers MSCI Japan ESG UCITS ETF | 2.6 |
| Microsoft Corp | 2.4 |
| Amundi MSCI EM ex China ESG ETF | 2.2 |
| Apple Inc | 2.0 |
| East Capital Baltic Property Fund III | 1.9 |
| Nvidia Corp | 1.3 |

Risk and Reward profile

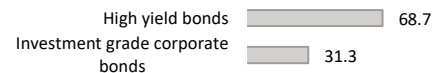


The categories specified in the risk scale are based on the fluctuation of the value of the Fund's assets or the appropriate allocation of assets during the last five years.

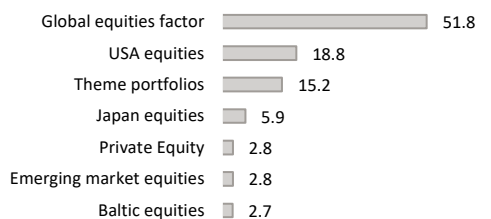
Asset allocation (%)



Fixed income portfolio allocation (%)



Equity portfolio allocation (%)



Currency exposure (%)

