

# Swedbank Pension Fund K60

Factsheet | Data as of 30 June 2021

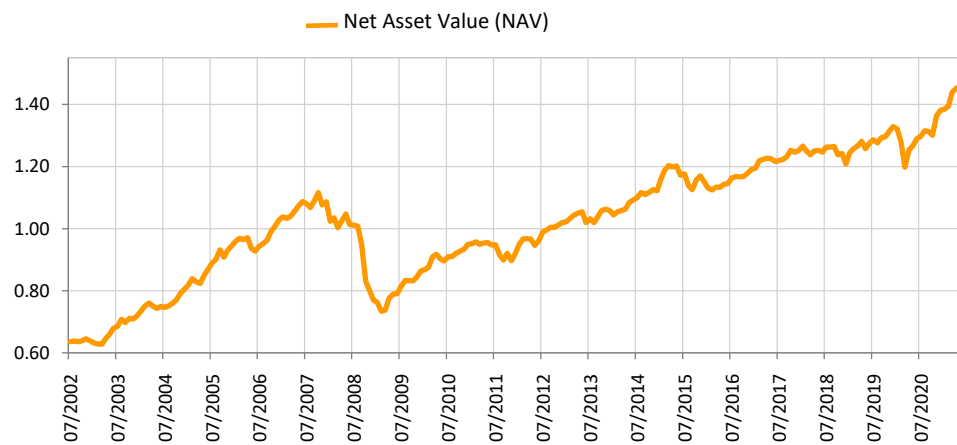
## Investment principles

The fund is a mandatory pension fund. Its main purpose is to provide the funds' unit holders with additional income in addition to the state pension after reaching the retirement age. Up to 60% of the fund's assets may be invested in equities, equity funds, and other equity-like instruments, with the remaining portion of the fund's assets invested in bonds, money market instruments, deposits, immovables and other assets permitted by legislation.

## Fund information

Fund Management Company	Swedbank Investeerimisfondid AS
Portfolio Managers	Ene Õunmaa, Katrin Rahe, Pertti Rahnel
Inception year	2002
ISIN code	EE3600019758
Net Assets (AUM)	1 237 764 412 EUR
Net Asset Value (NAV)	1.49039 EUR
Ongoing Charge	0.65%
Subscription Fee	0%
Redemption Fee	0%

## Fund performance\*



### Historical Performance\*

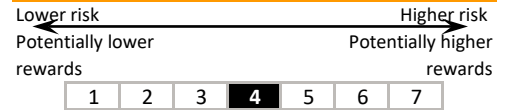
	YTD	1 month	3 months	1 year	2 years	3 years	5 years	Inception
Performance	8.0%	2.2%	3.5%	15.6%	16.8%	19.6%	30.2%	133.2%
Annualized return				15.6%	8.1%	6.2%	5.4%	4.6%
Year	2013	2014	2015	2016	2017	2018	2019	2020
Performance	3.9%	6.1%	2.6%	3.4%	5.1%	-3.5%	10.0%	3.9%

Standard deviation of returns (over the last 3 years) 7.2%

## Top 10 holdings (%)

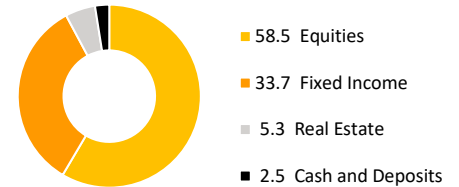
Equity portfolio	Weight
AMUNDI MSCI EUROPE UCITS ETF	7.8
UBS ETF-MSCI Emerging Markets UCITS	7.6
Swedbank Robur Access Europa	5.8
Swedbank Robur Access Edge Eme	3.6
iShares Core MSCI Emerging Markets IMI UCITS ETF Acc	2.9
Fixed Income portfolio	
iShares JP Morgan ESG USD EM Bond UCITS ETF	3.1
LHV Group AS 1.150% 30.09.2022	1.5
iShares USD Corporate Bond UCITS	1.5
Government of Hungary 0.500% 18.11.2030	1.1
Swedbank Robur Corporate Bond Europe High Yield A	1.0

## Risk and Reward profile

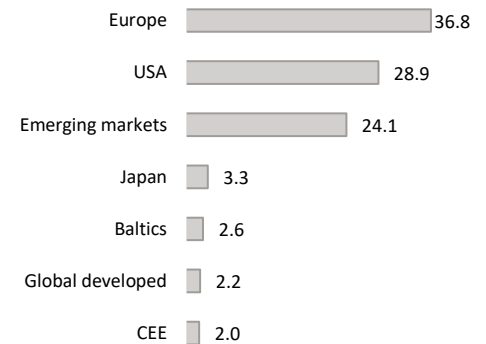


The categories specified in the risk scale are based on the fluctuation of the value of the Fund's assets during the last five years.


## Asset allocation (%)



## Equity region exposure (%)



## Fixed Income region exposure (%)



## Currency exposure (%)

