

Swedbank Pension Fund K60

Factsheet | Data as of 30 November 2020

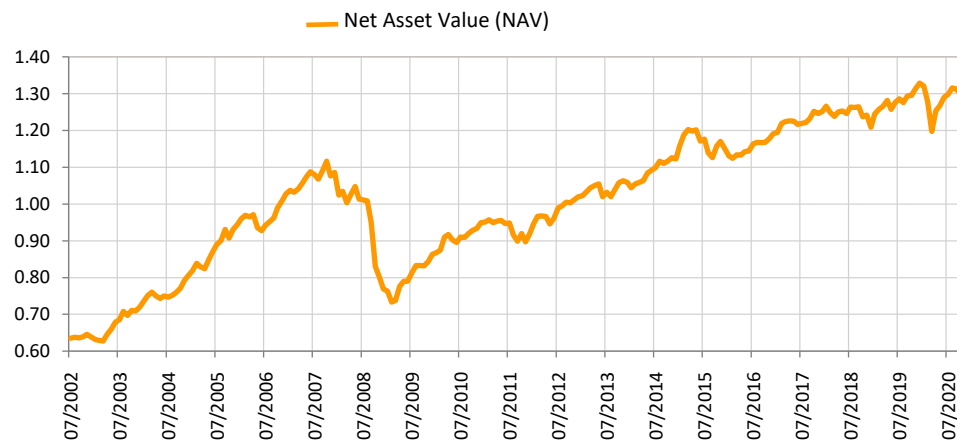
Investment principles

Swedbank Pension Fund K60 is a contractual investment fund founded for providing mandatory funded pension. Up to 60% of the fund's assets may be invested in equities, equity funds and other equity-like instruments, with the remaining portion of the fund's assets invested in bonds, money market instruments, deposits, immovables and other assets permitted by legislation. The objective of growth strategy is to guarantee as high rate of return as possible as a result of long-term accumulation of assets. Over a shorter period of time, the capital value may also decline and the unit value may significantly fluctuate in case of growth strategy.

Fund information

Fund Management Company	Swedbank Investeerimisfondid AS
Portfolio Managers	Ene Õunmaa, Katrin Rahe, Pertti Rahnel
Inception year	2002
ISIN code	EE3600019758
Net Assets (AUM)	1 171 092 955 EUR
Net Asset Value (NAV)	1.36317 EUR
Ongoing Charge	0.67%
Subscription Fee	0%
Redemption Fee	0%

Fund performance*



Historical Performance*

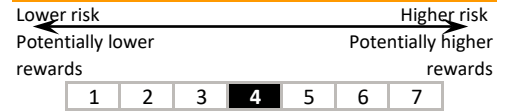
	YTD	1 month	3 months	1 year	2 years	3 years	5 years	Inception
Performance	2.6%	4.9%	3.6%	3.8%	9.8%	9.4%	16.5%	113.3%
Annualized return				3.8%	4.8%	3.0%	3.1%	4.2%
Year	2012	2013	2014	2015	2016	2017	2018	2019
Performance	10.9%	3.9%	6.1%	2.6%	3.4%	5.1%	-3.5%	10.0%

Standard deviation of returns (over the last 3 years) 7.1%

Top 10 holdings (%)

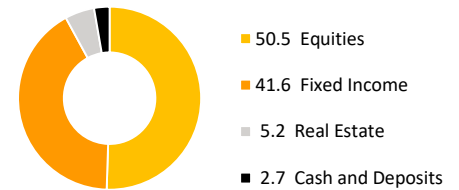
Equity portfolio	Weight
UBS ETF-MSCI Emerging Markets UCITS	7.1
Swedbank Robur Access Europa A	5.2
iShares Core MSCI Emerging Markets IMI UCITS ETF Acc	3.0
Swedbank Robur Access Edge Emerging Markets A	2.4
iShares Gold Producers UCITS ETF	1.3
Fixed Income portfolio	
iShares USD Corporate Bond UCITS	2.9
Vanguard Long-Term Treasury ETF	2.4
Government of Hungary 0.500% 18.11.2030	1.1
Luminor Bank AS 1.375% 21.10.2022	0.9
Maxima 3.250% 13.09.2023	0.9

Risk and Reward profile

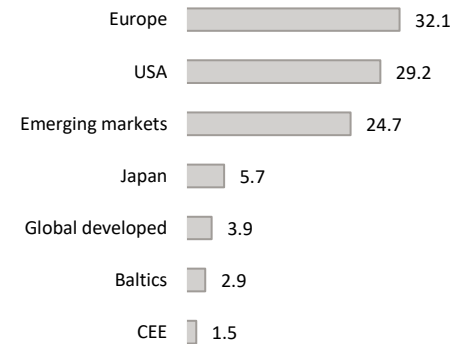


The categories specified in the risk scale are based on the fluctuation of the value of the Fund's assets during the last five years.


Asset allocation (%)



Equity region exposure (%)



Fixed Income region exposure (%)



Currency exposure (%)

