

Swedbank Pension Fund K3 (Growth Strategy)

28 February 2017

Investment Principles

Swedbank Pension Fund K3 (Growth Strategy) is a contractual investment Fund founded for providing mandatory funded pension. The objective of the Fund is a long-term growth of the value of the Fund's assets by means of investing up to 50% of the assets in equities, equity funds and other instruments similar to equity and the remaining part of the assets in bonds, money market instruments, deposits, immovables and other assets.

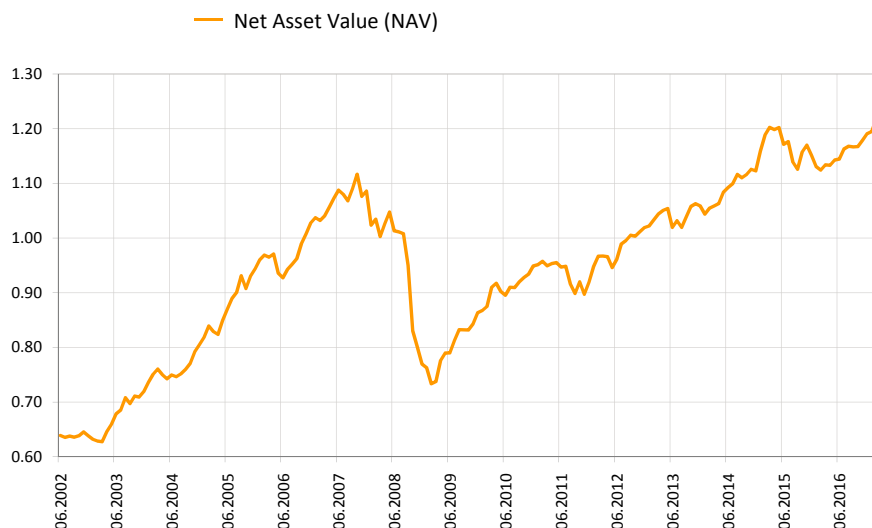
General information

Fund Management Company: Swedbank Investeerimisfondid AS
 Fund Manager: Katrin Rahe
 Inception: 2002

Net Asset Value (NAV): 1.21858 EUR
 Net Assets: 797 177 229 EUR

Average management fee per annum**: 0.92%
 Subscription Fee: 0.0%
 Redemption Fee: 0.1%

Fund performance*



Historical Performance*									
	YTD	1 month	3 months	1 year	2 years	3 years	5 years	Inception	
Performance	2.3%	2.0%	3.4%	8.4%	2.5%	15.6%	26.0%	90.7%	
Annualized				8.4%	1.3%	4.9%	4.7%	4.5%	

Yearly	2009	2010	2011	2012	2013	2014	2015	2016
Performance	12.2%	9.9%	-3.2%	10.9%	3.9%	6.1%	2.6%	3.4%

Standard deviation of returns (over the last 3 years) 4.7%

Largest investments TOP 10

Equity portfolio	Weight
iShares Core S&P 500 ETF (USD) ETF	8.6%
Vanguard S&P 500 Index Fund ETF Shares USA	7.0%
Amundi ETF MSCI Europe UCITS ETF	5.5%
Swedbank Robur Access Asien	4.1%
UBS ETF – MSCI EMU UCITS ETF	3.5%
Fixed Income portfolio	Weight
Allianz Euro Oblig Court Terme ISR I	6.3%
iShares Core Euro Corporate Bond UCITS ETF	4.4%
iShares Euro Corporate Bond BBB-BB UCITS ETF	4.4%
iShares Euro Corporate Bond Interest Rate Hedged	3.7%
Deposit- Nordea Bank Finland Plc Estonia Branch (EUR)	3.6%

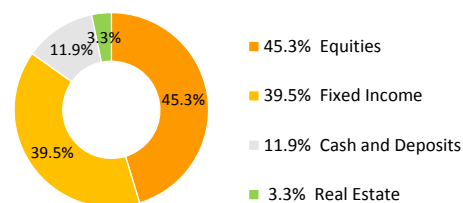
Risk level

Lower risk ————— Higher risk
 Typically lower rewards ————— Typically higher rewards

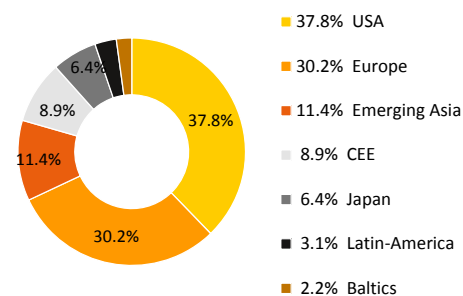


The categories specified in the risk scale are based on the fluctuation of the value of the Fund's assets during the last five years.

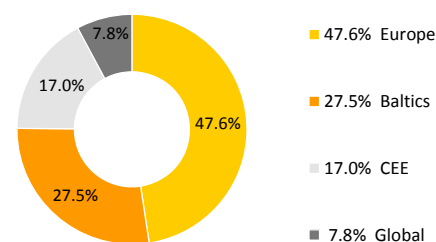
Portfolio by instruments



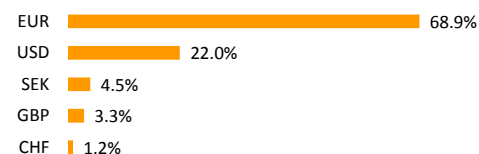
Equity portfolio by regions



Fixed Income portfolio by regions



Portfolio by currencies



* The value of fund units may rise or fall over time. The fund's historical performance does not promise or offer any indications regarding future performance.

** Methodology of calculating fund's average management fee can be found in the prospectus of mandatory pension funds.

This document and the information contained herein does not constitute investment recommendation or investment advice. Please read fund's rules and prospectuses available on the web-site www.swedbank.ee/fondid. For further information please contact Swedbank Investment Support on phone at +372 613 1606, Mon-Fry 8.30am - 6pm or visit nearest Swedbank branch.