

# Swedbank Pension Fund K3 (Growth Strategy)

July 31, 2014

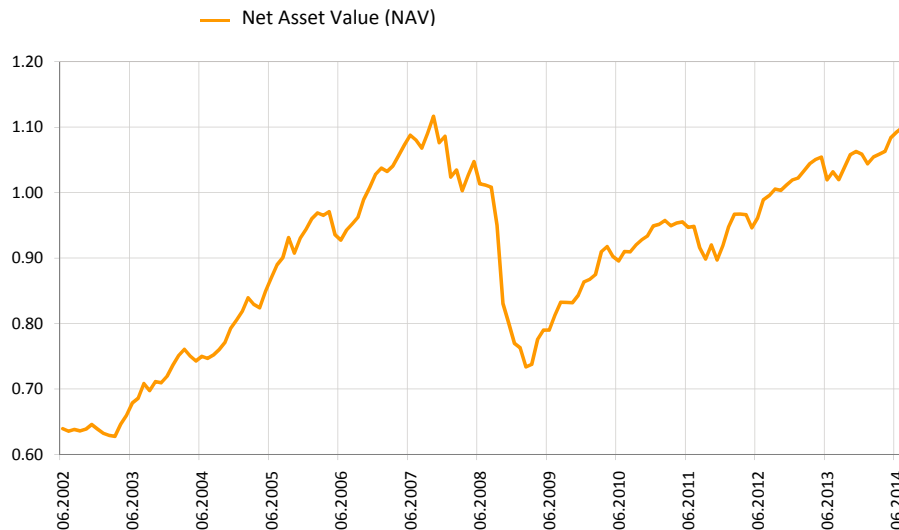
## Investment Principles

Swedbank Pension Fund K3 (Growth Strategy) is a contractual investment Fund founded for providing mandatory funded pension. The objective of the Fund is a long-term growth of the value of the Fund's assets by means of investing up to 50% of the assets in equities, equity funds and other instruments similar to equity and the remaining part of the assets in bonds, money market instruments, deposits, immovables and other assets.

## General information

Fund Management Company	Swedbank Investeerimisfondid AS
Fund Manager	Katrin Rahe
Inception	2002
Net Asset Value (NAV)	1.09925 EUR
Net Assets	503 056 466 EUR
Average management fee per annum**	1.30%
Subscription Fee	0.0%
Redemption Fee	1.0%

## Fund performance\*



	YTD	1 month	3 months	1 year	2 years	3 years	5 years	Inception
<b>Performance* Annualized</b>	3.8%	0.6%	3.4%	6.5%	11.2%	15.9%	35.2%	72.0%
				6.5%	5.4%	5.0%	6.2%	4.6%
	<b>2006</b>	<b>2007</b>	<b>2008</b>	<b>2009</b>	<b>2010</b>	<b>2011</b>	<b>2012</b>	<b>2013</b>
<b>Performance*</b>	8.9%	5.7%	-29.1%	12.2%	9.9%	-3.2%	10.9%	3.9%

## Largest investments TOP 10

Equity portfolio	Weight
db x-trackers MSCI AC Asia excl. Japan Index UCITS ETF	5.7%
Morgan Stanley Europe Equity Alpha Fund	4.6%
SPDR S&P 500 ETF (USD)	4.1%
Swedbank Robur Indexfond Asien	3.7%
iShares MSCI Europe ETF	3.3%
Fixed Income portfolio	Weight
Bluebay Inv Grade Bond Fund	7.3%
iShares Barclays Euro Corporate Bond Interest Rate Hedged	4.6%
iShares Markit iBoxx € Corporate Bond Fund	4.1%
iShares Barclays Euro Corp Bond Fund	2.4%
Blackrock Global High Yield Bond Fund	1.9%

## Risk level

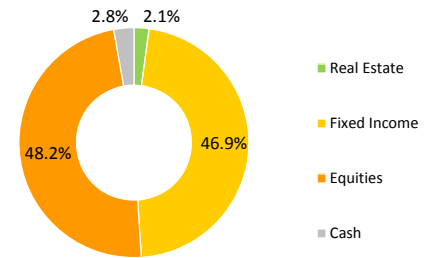
Lower risk Higher risk  
Typically lower rewards Typically higher rewards



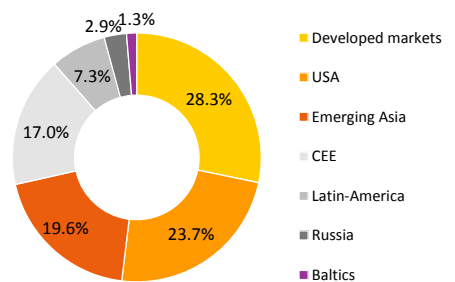
The categories specified in the risk scale are based on the fluctuation of the value of the Fund's assets during the last five years.

Standard deviation of returns (over the last 3 years) 5.6%

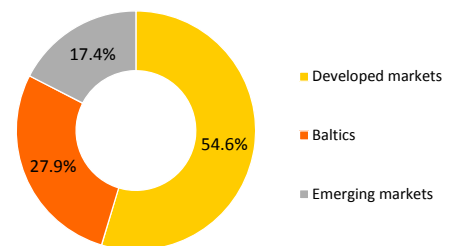
## Portfolio by instruments



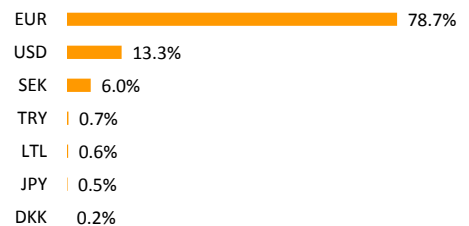
## Equity portfolio by regions



## Fixed Income portfolio by regions



## Portfolio by currencies



\* The value of fund units may rise or fall over time. The fund's historical performance does not promise or offer any indications regarding future performance.

\*\* Methodology of calculating fund's average management fee can be found in the prospectus of mandatory pension funds.

This document and the information contained herein does not constitute investment recommendation or investment advice. Please read fund's rules and prospectuses available on the web-site [www.swedbank.ee/fondid](http://www.swedbank.ee/fondid). For further information please contact Swedbank Investment Support on phone at +372 613 1606, Mon-Fry 8.30am - 6pm or visit nearest Swedbank branch.