

Swedbank Pension Fund Generation 1960-69

Factsheet | Data as of 31 December 2023

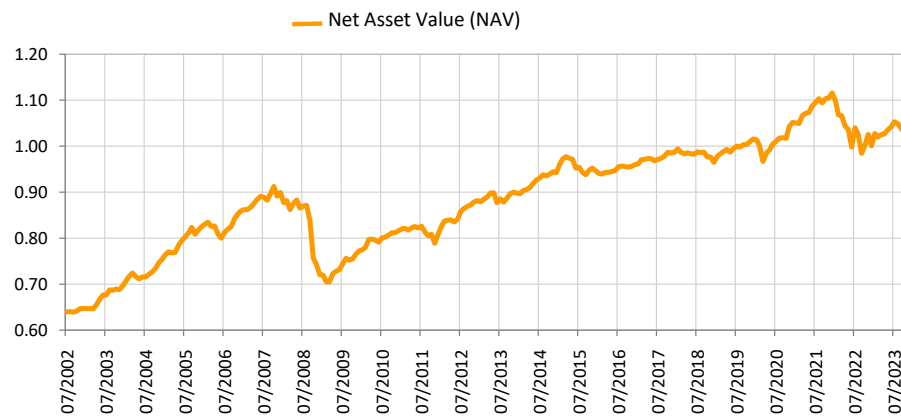
Investment principles

The Fund is a mandatory pension fund. Its main purpose is to provide the Funds' unit holders with additional income in addition to the state pension after reaching the retirement age. The Fund is a lifecycle fund, meaning that the ratio of instruments carrying equity risk in the Fund's assets will be reduced over time pursuant to the conditions and prospectus of the Fund.

Fund information

| | |
|-------------------------|--|
| Fund Management Company | Swedbank Investeerimisfondid AS |
| Portfolio Managers | Ene Õunmaa, Katrin Rahe, Pertti Rahnel |
| Inception year | 2002 |
| ISIN code | EE3600019741 |
| Net Assets (AUM) | 280 394 856 EUR |
| Net Asset Value (NAV) | 1.09675 EUR |
| Ongoing Charge | 0.78% |
| Subscription Fee | 0% |
| Redemption Fee | 0% |

Fund performance*



Historical Performance*

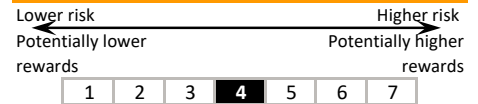
| | YTD | 1 month | 3 months | 1 year | 2 years | 3 years | 5 years | Inception |
|-------------------|------|---------|----------|--------|---------|---------|---------|-----------|
| Performance | 9.6% | 2.9% | 5.6% | 9.6% | -1.7% | 4.3% | 13.7% | 71.6% |
| Annualized return | | | | 9.6% | -0.9% | 1.4% | 2.6% | 2.5% |
| Year | 2016 | 2017 | 2018 | 2019 | 2020 | 2021 | 2022 | 2023 |
| Performance | 1.5% | 2.8% | -2.3% | 5.3% | 3.5% | 6.1% | -10.3% | 9.6% |

Standard deviation of returns (over the last 3 years) 6.4%

Top 10 holdings (%)

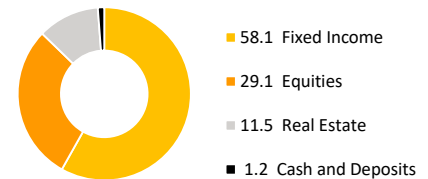
| Equity portfolio | Weight |
|---|--------|
| Swedbank Robur Access Edge Eme | 3.8 |
| Swedbank Robur Access Europa | 3.3 |
| Swedbank Robur Globalfond | 1.0 |
| Apple Inc | 0.8 |
| iShares Global Clean Energy UCITS ETF | 0.7 |
| Fixed Income portfolio | Weight |
| Swedbank Robur Corporate Bond Europe High Yield A | 6.1 |
| iShares EUR High Yield Corp Bond ESG UCITS ETF | 5.8 |
| Spain Government 6.000% 31.01.2029 | 1.7 |
| Spain Government 1.450% 30.04.2029 | 1.5 |
| Spain Government 1.600% 30.04.2025 | 1.4 |

Risk and Reward profile

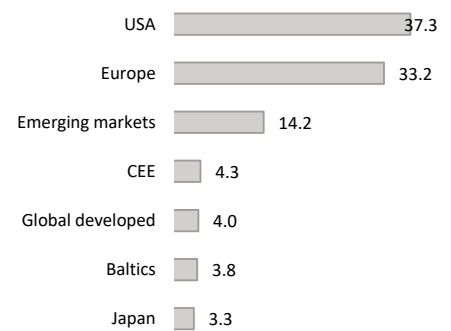


The categories specified in the risk scale are based on the fluctuation of the value of the Fund's assets or the appropriate allocation of assets during the last five years.

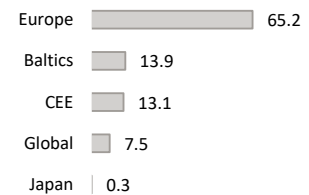
Asset allocation (%)



Equity region exposure (%)



Fixed Income region exposure (%)



Currency exposure (%)

