

Swedbank Pension Fund K30

Factsheet | Data as of 31 August 2020

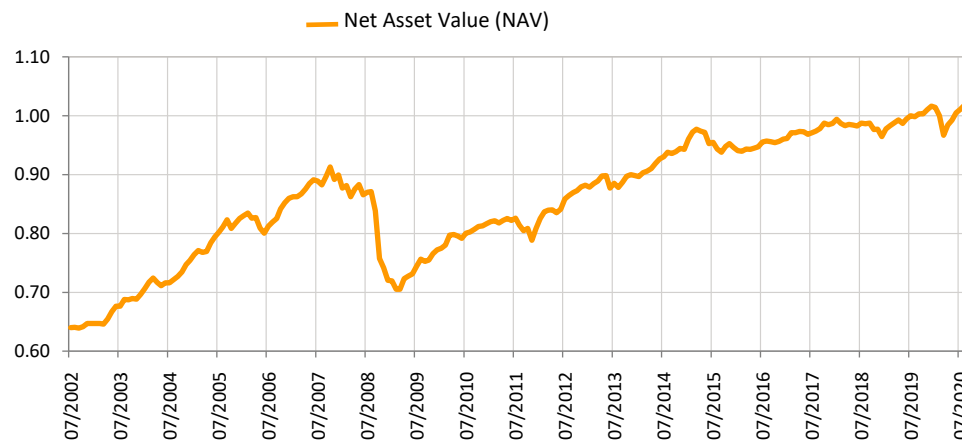
Investment principles

Swedbank Pension Fund K30 is a contractual investment fund founded for providing mandatory funded pension. Up to 30% of the fund's assets may be invested in equities, equity funds and other equity-like instruments, with the remaining portion of the fund's assets invested in bonds, money market instruments, deposits, immovables and other assets permitted by legislation. The objective of balanced strategy is to help to grow capital even over a shorter period of time, but the value of capital should primarily grow in a longer-term perspective. The investor must be prepared for short-term fluctuations in the unit value.

Fund information

| | |
|-------------------------|--|
| Fund Management Company | Swedbank Investeerimisfondid AS |
| Portfolio Managers | Ene Õunmaa, Katrin Rahe, Pertti Rahnel |
| Inception year | 2002 |
| ISIN code | EE3600019741 |
| Net Assets (AUM) | 364 460 776 EUR |
| Net Asset Value (NAV) | 1.01754 EUR |
| Ongoing Charge | 0.65% |
| Subscription Fee | 0% |
| Redemption Fee | 0% |

Fund performance*



Historical Performance*

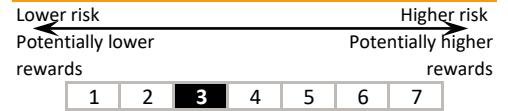
| | YTD | 1 month | 3 months | 1 year | 2 years | 3 years | 5 years | Inception |
|-------------------|------|---------|----------|--------|---------|---------|---------|-----------|
| Performance | 0.1% | 0.7% | 2.5% | 1.9% | 3.2% | 4.5% | 7.9% | 59.2% |
| Annualized return | | | | 1.9% | 1.6% | 1.5% | 1.5% | 2.6% |
| Year | 2012 | 2013 | 2014 | 2015 | 2016 | 2017 | 2018 | 2019 |
| Performance | 9.1% | 1.8% | 5.0% | 0.4% | 1.5% | 2.8% | -2.3% | 5.3% |

Standard deviation of returns (over the last 3 years) 3.2%

Top 10 holdings (%)

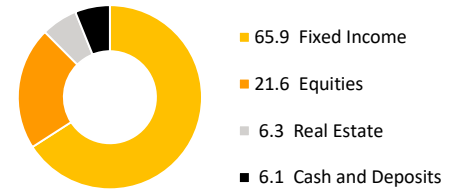
| Equity portfolio | Weight |
|-------------------------------------|--------|
| Swedbank Robur Access Europa A | 4.2 |
| Vanguard S&P 500 ETF | 3.4 |
| AMUNDI MSCI EUROPE UCITS ETF | 3.4 |
| UBS ETF-MSCI Emerging Markets UCITS | 2.2 |
| SPDR S&P 500 ETF TRUST | 1.8 |
| Fixed Income portfolio | |
| iShares USD Corporate Bond UCITS | 5.3 |
| Luminor Bank AS 1.375% 21.10.2022 | 2.9 |
| Luminor Bank 1.500% 18.10.2021 | 2.5 |
| Maxima 3.250% 13.09.2023 | 1.7 |
| Vanguard Long-Term Treasury ETF | 1.5 |

Risk and Reward profile

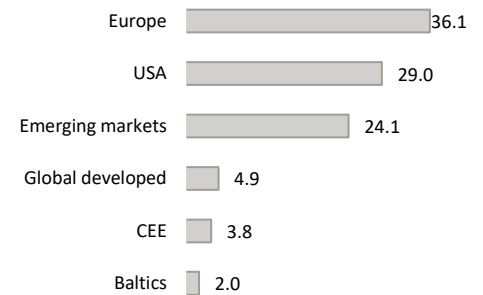


The categories specified in the risk scale are based on the fluctuation of the value of the Fund's assets during the last five years.

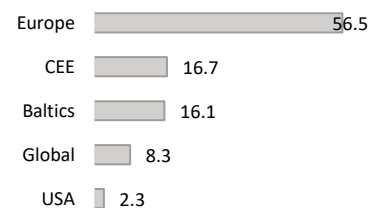
Asset allocation (%)



Equity region exposure (%)



Fixed Income region exposure (%)



Currency exposure (%)

