

# Swedbank Pension Fund K30

Factsheet | Data as of 31 July 2020

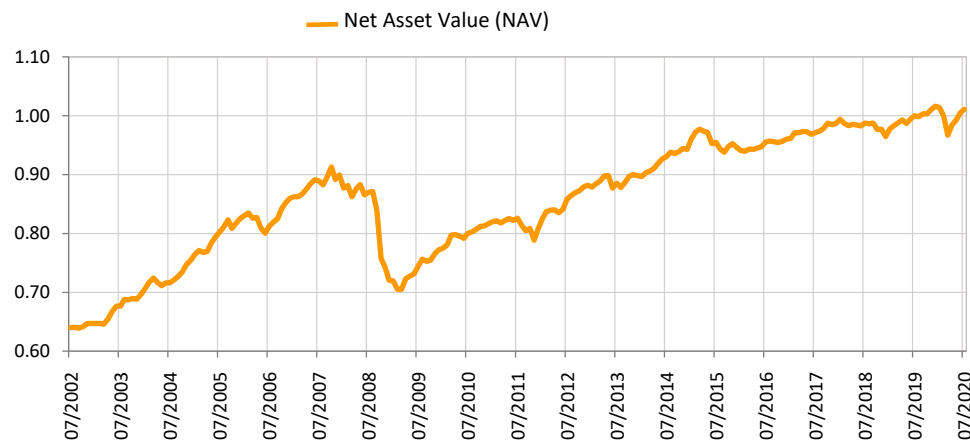
## Investment principles

Swedbank Pension Fund K30 is a contractual investment fund founded for providing mandatory funded pension. Up to 30% of the fund's assets may be invested in equities, equity funds and other equity-like instruments, with the remaining portion of the fund's assets invested in bonds, money market instruments, deposits, immovables and other assets permitted by legislation. The objective of balanced strategy is to help to grow capital even over a shorter period of time, but the value of capital should primarily grow in a longer-term perspective. The investor must be prepared for short-term fluctuations in the unit value.

## Fund information

Fund Management Company	Swedbank Investeerimisfondid AS
Portfolio Managers	Ene Õunmaa, Katrin Rahe, Pertti Rahnel
Inception year	2002
ISIN code	EE3600019741
Net Assets (AUM)	359 438 048 EUR
Net Asset Value (NAV)	1.01082 EUR
Ongoing Charge	0.65%
Subscription Fee	0%
Redemption Fee	0%

## Fund performance\*



### Historical Performance\*

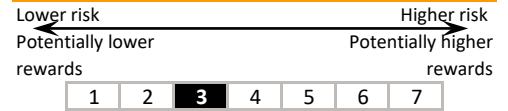
	YTD	1 month	3 months	1 year	2 years	3 years	5 years	Inception
Performance	-0.5%	0.6%	2.7%	1.1%	2.4%	4.1%	5.9%	58.2%
Annualized return				1.1%	1.2%	1.3%	1.2%	2.6%
Year	2012	2013	2014	2015	2016	2017	2018	2019
Performance	9.1%	1.8%	5.0%	0.4%	1.5%	2.8%	-2.3%	5.3%

Standard deviation of returns (over the last 3 years) 3.1%

## Top 10 holdings (%)

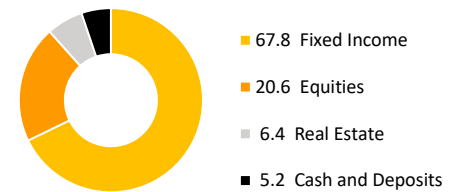
Equity portfolio	Weight
Swedbank Robur Access Europa A	4.1
AMUNDI MSCI EUROPE UCITS ETF	3.3
Vanguard S&P 500 ETF	3.3
UBS ETF-MSCI Emerging Markets UCITS	2.2
SPDR S&P 500 ETF TRUST	1.8
Fixed Income portfolio	
iShares USD Corporate Bond UCITS	5.6
Luminor Bank AS 1.375% 21.10.2022	2.9
Luminor Bank 1.500% 18.10.2021	2.5
Maxima 3.250% 13.09.2023	1.7
Vanguard Long-Term Treasury ETF	1.7

## Risk and Reward profile

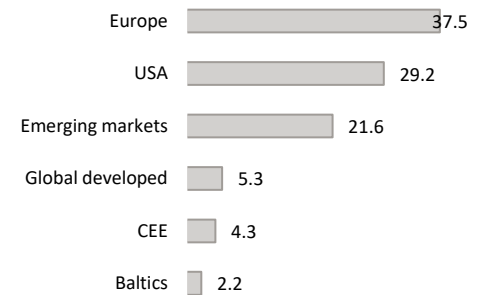


The categories specified in the risk scale are based on the fluctuation of the value of the Fund's assets during the last five years.

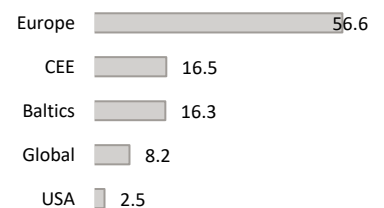
## Asset allocation (%)



## Equity region exposure (%)



## Fixed Income region exposure (%)



## Currency exposure (%)

