

Swedbank Pension Fund K2 (Balanced Strategy)

August 31, 2014

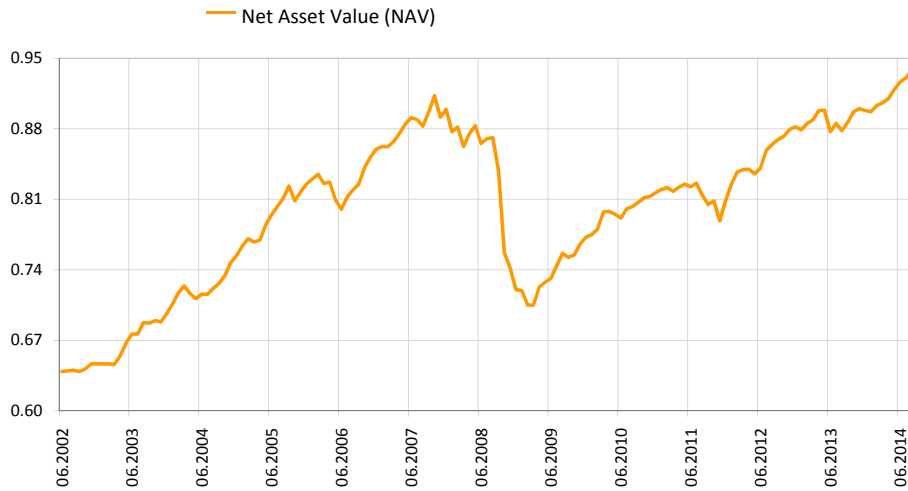
Investment Principles

Swedbank Pension Fund K2 (Balanced Strategy) is a contractual investment fund founded for providing mandatory funded pension. The objective of the Fund is a long-term growth of the value of the Fund's assets by means of investing up to 25% of the assets in equities, equity funds and other instruments similar to equity and the remaining part of the assets in bonds, money market instruments, deposits, immovables and other assets.

General information

| | |
|------------------------------------|---------------------------------|
| Fund Management Company | Swedbank Investeerimisfondid AS |
| Fund Manager | Katrin Rahe |
| Inception | 2002 |
| Net Asset Value (NAV) | 0.93816 EUR |
| Net Assets | 200 912 331 EUR |
| Average management fee per annum** | 1.41% |
| Subscription Fee | 0.0% |
| Redemption Fee | 1.0% |

Fund performance*



| | YTD | 1 month | 3 months | 1 year | 2 years | 3 years | 5 years | Inception |
|--------------------------------|------|---------|----------|--------|---------|---------|---------|-----------|
| Performance* Annualized | 4.5% | 0.8% | 2.1% | 6.8% | 8.5% | 15.3% | 24.0% | 46.8% |
| | | | | 6.8% | 4.2% | 4.8% | 4.4% | 3.2% |
| | 2006 | 2007 | 2008 | 2009 | 2010 | 2011 | 2012 | 2013 |
| Performance* | 4.2% | 4.6% | -19.9% | 7.2% | 5.8% | -1.0% | 9.1% | 1.8% |

Largest investments TOP 10

| Equity portfolio | Weight |
|---|--------|
| SPDR S&P 500 ETF (USD) | 4.2% |
| Hansa CEE Fund of Funds | 3.1% |
| Swedbank Robur Indexfond Asien | 2.5% |
| Swedbank Robur Indexfond USA | 2.2% |
| iShares MSCI EM Latin America UCITS ETF (Inc) | 2.2% |
| Fixed Income portfolio | Weight |
| iShares Markit iBoxx € Corporate Bond Fund | 7.8% |
| iShares Barclays Euro Corp Bond Fund | 7.3% |
| Bluebay Inv Grade Bond Fund | 7.2% |
| iShares Barclays Euro Corporate Bond Interest Rate Hedged | 5.9% |
| Deposit - Swedbank AS (EUR) | 3.2% |

Risk level

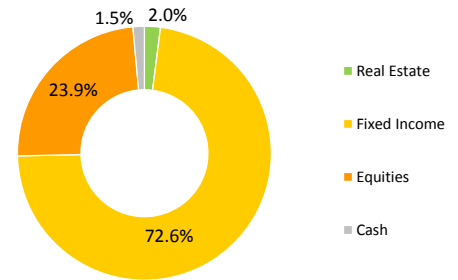
Lower risk Higher risk
Typically lower rewards Typically higher rewards



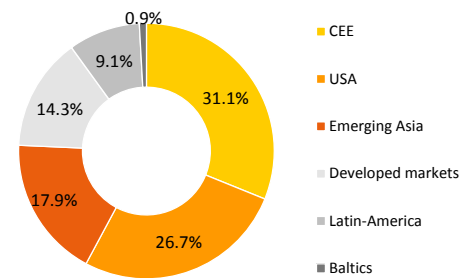
The categories specified in the risk scale are based on the fluctuation of the value of the Fund's assets during the last five years.

Standard deviation of returns (over the last 3 years) 3.5%

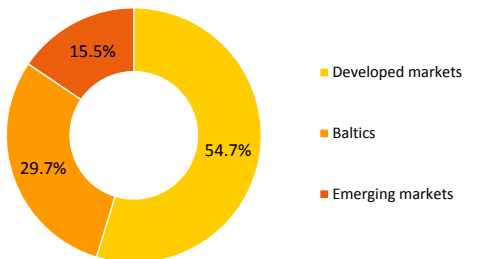
Portfolio by instruments



Equity portfolio by regions



Fixed Income portfolio by regions



Portfolio by currencies



* The value of fund units may rise or fall over time. The fund's historical performance does not promise or offer any indications regarding future performance.

** Methodology of calculating fund's average management fee can be found in the prospectus of mandatory pension funds.

This document and the information contained herein does not constitute investment recommendation or investment advice. Please read fund's rules and prospectuses available on the web-site www.swedbank.ee/fondid. For further information please contact Swedbank Investment Support on phone at +372 613 1606, Mon-Fry 8.30am - 6pm or visit nearest Swedbank branch.