

Swedbank Pension Fund K2 (Balanced Strategy)

February 29, 2012

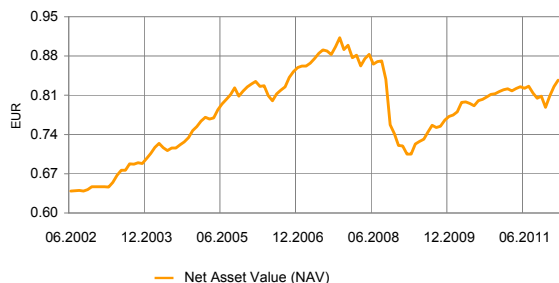
Investment Principles

Swedbank Pension Fund K2 (Balanced Strategy) is a contractual investment fund founded for providing mandatory funded pension. The objective of the Fund's investment activity is to achieve long-term, stable capital growth. The Fund's assets will be invested in bonds, shares, money market instruments and other assets of either Estonian or foreign origin. The Fund's assets may be invested in shares or in the investment funds dealing with investments in shares to the extent of 25% of the market value of the Fund's assets.

General information

| | |
|--|--|
| Fund Management Company | Swedbank Investeerimisfondid AS |
| Fund Manager | Katrin Rahe |
| Contact | Swedbank offices and tel. +372 613 1606 www.swedbank.ee/funds |
| Inception | 2002 |
| Net Asset Value (NAV) | 0.83696 EUR |
| Net Assets | 134 921 925 EUR |
| Average management fee per annum** | 1.45% |
| Subscription Fee | 0.0% |
| Redemption Fee | 1.0% |
| Standard deviation (computed over 3 years) | 3.7% |

Fund performance*



| | YTD | 1 month | 3 months | 1 year | 2 years | 3 years | 5 years | Inception |
|--------------|------|---------|----------|--------|---------|---------|---------|-----------|
| Performance* | 3.5% | 1.4% | 6.1% | 1.9% | 7.3% | 18.7% | -2.9% | 31.0% |
| Annualized | | | | 1.9% | 3.6% | 5.9% | -0.6% | 2.8% |

| | 2004 | 2005 | 2006 | 2007 | 2008 | 2009 | 2010 | 2011 |
|--------------|------|------|------|------|--------|------|------|-------|
| Performance* | 8.3% | 9.4% | 4.2% | 4.6% | -19.9% | 7.2% | 5.8% | -1.0% |

Manager Commentary

Swedbank Pension Fund K2 returned 1.4% in February with YTD performance of 3.5%. Positive and risk-friendly sentiment continued on the financial markets in February – it was the second month of consecutive gains on the equity markets after almost a year and the buy-side interest on the bond markets persisted, too. On the positive side for the market participants were the agreement on the new aid package for Greece and the stronger than feared economic growth prospects in the US. Rather on the negative side was the rising oil price which reached the record levels in connection with the nuclear project in Iran. At the end of the month the European Central Bank (ECB) issued the second round of low-interest three-year loans to banks, which together with the money injected in December totalled more than 1 billion euros. Compared to December (523 banks) the current loan operation also reached small banks – almost 800 banks took advantage of the inexpensive refinancing facility. It is a very strong measure for stabilisation of the interbank lending market, which at least in the meantime seems to serve its turn.

All major equity markets showed gains in February. The rising oil price supported Russia (+9.3%, all returns in euro basis), good performances were also shown by the Baltics (+7.6%) and Sweden (+7.6%), which is closely linked to the euro area through exports. Europe, Japan and the US ended the month with the gains of 4.1%, 2.8% and 2.1%, respectively. The performances of the latter two were influenced by the appreciation of their domestic currencies against the euro – the US dollar strengthened by almost 2% and the yen by almost 8%. Major emerging equity markets had gains of around +3%.

The positivity was also shared by the bond markets. The investors continued to show interest in credit instruments of various quality, which offered relatively attractive interest rates. The risk premiums of these fell considerably over the month. At the same time it did not result in real-money outflows from the safe haven assets – the rates of German bonds across different maturities remained almost unchanged. It can be concluded that new money is flowing into the financial markets and that the banks have used the money injected by the ECB also for the acquisition of Italian and Spanish bonds. The euro-denominated sovereign bonds of emerging markets gained 3.3% on average over the month.

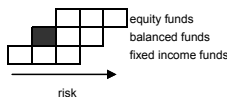
In the fund portfolio, we continue with an optimistic view on equity markets also in March. The market climate is positive, valuations are still relatively attractive and the high oil prices do not yet pose any great threat to the economic cycle. As regards to the bond markets, we maintain an overweight in credit instruments taken in the beginning of February. This view is supported by improved liquidity conditions on the banks' bond markets.

* The value of fund units may rise or fall over time. The fund's historical performance does not promise or offer any indications regarding future performance. Investments in foreign markets are sensitive to changes in foreign currency exchange rates, which may cause a rise or a fall in the net value of the fund unit.

** Methodology of calculating fund's average management fee can be found in the prospectus of mandatory pension funds.

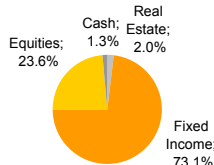
Please read fund's rules and prospectuses available on the web-site www.swedbank.ee/fondid or visit a Swedbank office. If necessary, consult with a teller or an investment consultant.

Risk level

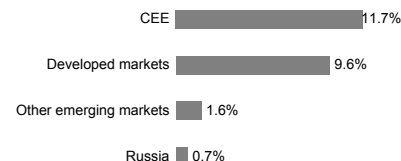


Higher expected yield is accompanied by higher risk

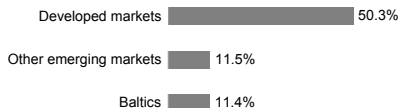
Portfolio by instruments



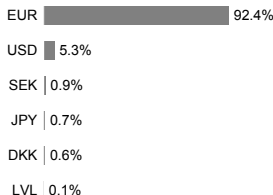
Equity portfolio by regions



Fixed Income portfolio by regions



Portfolio by currencies



Largest investments

| Equity portfolio | Weight |
|---|--------|
| Hansa CEE Fund of Funds | 4.0% |
| Lyxor Eastern Europe Index ETF | 2.3% |
| SSGA USA Index Equity Fund | 2.2% |
| Morgan Stanley Europe Equity Alpha Fund | 1.9% |
| MSCI Europe Source ETF | 1.7% |
| Fixed Income portfolio | Weight |
| PIMCO Global Inv Grade Credit Fund | 8.5% |
| Amundi Euro Corporates ETF | 8.1% |
| iShares € Corporate Bond Fund | 8.1% |
| Bluebay Inv Grade Bond Fund | 7.7% |
| Lyxor ETF Euro Corp Bond Fund ex Financials | 6.8% |