

# Swedbank Pension Fund K2 (Balanced Strategy)

June 30, 2010

## Investment Principles

Swedbank Pension Fund K2 (Balanced Strategy) is a contractual investment fund founded for providing mandatory funded pension. The objective of the Fund's investment activity is to achieve long-term, stable capital growth. The Fund's assets will be invested in bonds, shares, money market instruments and other assets of either Estonian or foreign origin. The Fund's assets may be invested in shares or in the investment funds dealing with investments in shares to the extent of 25% of the market value of the Fund's assets.

## General information

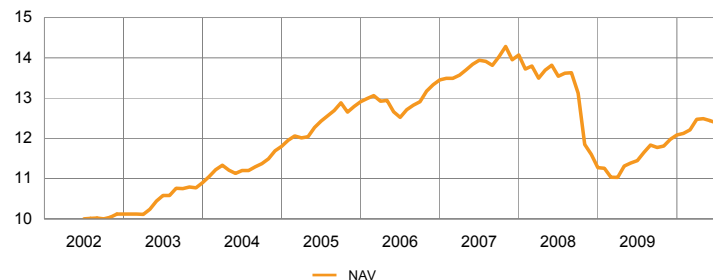
Fund Management Company: Swedbank Investeerimisfondid AS  
 Fund Manager: Kristjan Tamla  
 Inception: 2002  
 Contact: Swedbank offices and tel. 6 310 310  
 www.swedbank.ee/funds

Net Asset Value (NAV): 12.38 EEK  
 Net Assets: 2 119 250 664 EEK  
 Management Fee per annum: 1.45%  
 Subscription Fee: 0.0%  
 Redemption Fee: 1.0%  
 Benchmark: EPI75

## Statistics (computed over 3 years)

Standard Deviation: 7.7%

## Fund performance



	YTD	1 month	3 months	1 year	3 years	5 years	Inception
Performance	2.5%	-0.5%	-0.7%	8.2%	-11.2%	-0.4%	23.8%
Annualized				8.2%	-3.9%	-0.1%	2.7%

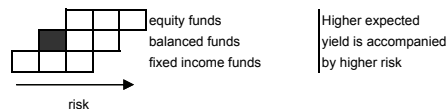
	2003	2004	2005	2006	2007	2008	2009
Performance	7.7%	8.3%	9.4%	4.2%	4.6%	-19.9%	7.2%

## Manager Commentary

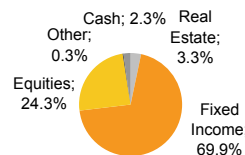
The negative trend of equity markets was gaining momentum in June. Equity prices fell in the majority of major global markets. Only the equity of Sweden and developing Asia showed positive performance in the fund's portfolio, gaining 3.6% and 1.7% in euro terms, respectively. The main reason for the decline of global equity markets has been the growing concern over the slowdown of global economic growth in the second half of the year. Signals about the slowdown of economic activity have come from almost all global economic centres, and upon becoming a reality, it may become a drag for the earnings of companies. As the biggest change in the portfolio we reduced the US dollar denominated positions in the middle of June using derivative transactions – in our view the short-term outlook for the euro area economy has become less negative compared to other regions after weakening of its exchange rate by over 20%. Regarding equity markets, we took advantage of the falling prices and bought a very limited amount of equities. It is customary that the financial markets have lower liquidity in July and this may cause bigger fluctuations in the market in the short-term. We think that the quarterly results to be published soon, and primarily the companies' outlook for the second half of the year, will determine the direction of the equity markets in the coming months.

The value of the Fund's unit can either grow or decrease in time. The current return of the Fund shall not guarantee the same return in the future. Funds investing in foreign markets are vulnerable to monetary movements, which may lead to a growth or decrease of the net asset value of the Fund's unit. Pension Funds are founded on the basis of Funded Pensions Act. The following payment which conditionally consists of two parts - tax (4% portion of the social tax) and contribution (2% contribution of the state funded pension, withheld by the employer on the employee's gross wages) - shall be transferred to the mandatory funded pension account for a person who has joined the funded pension system.

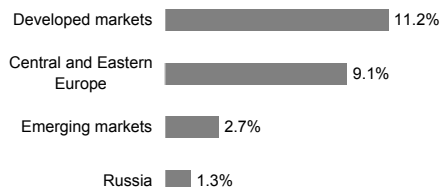
## Risk level



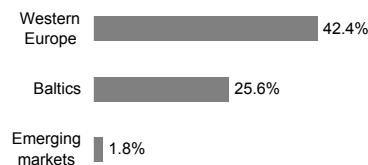
## Portfolio by instruments



## Equity portfolio by regions



## Fixed Income portfolio by regions



## Largest investments

Stocks	Weight
SSGA USA Index Equity Fund	3.6%
SSGA Tracks Pan Euro	2.9%
Hansa CEE Fund of Funds	2.7%
SSGA Europe Index Equity Fund	1.7%
Luxor Eastern Europe Index Fund	1.7%
Bonds	Weight
Lyxor ETF EuroMTS 1-3Y	8.7%
DB X-Trackers iBoxx € Sovereign Index ETF	8.5%
iShares Barclays Euro Gov Bond 1-3	8.1%
SSGA Euro Corp. Bond Index Fund	5.3%
Lithuania EEK 07.07.2011	4.6%