

# Swedbank Pension Fund K2 (Balanced Strategy)

February 28, 2010

## Investment Principles

Swedbank Pension Fund K2 (Balanced Strategy) is a contractual investment fund founded for providing mandatory funded pension. The objective of the Fund's investment activity is to achieve long-term, stable capital growth. The Fund's assets will be invested in bonds, shares, money market instruments and other assets of either Estonian or foreign origin. The Fund's assets may be invested in shares or in the investment funds dealing with investments in shares to the extent of 25% of the market value of the Fund's assets.

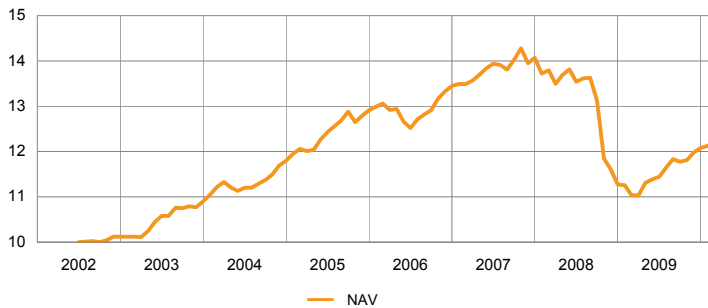
## General information

Fund Management Company	Swedbank Investeerimisfondid AS
Fund Manager	Jelena Fedotova
Inception	2002
Contact	Swedbank offices and tel. 6 310 310 www.swedbank.ee/funds
Net Asset Value (NAV)	12.21 EEK
Net Assets	2 067 622 099 EEK
Management Fee per annum	1.45%
Subscription Fee	0.0%
Redemption Fee	1.0%
Benchmark	EPI75

## Statistics (computed over 3 years)

Standard Deviation 7.7%

## Fund performance



	YTD	1 month	3 months	1 year	3 years	5 years	Inception
Performance	1.1%	0.7%	1.9%	10.7%	-9.5%	1.2%	22.1%
Annualized				10.7%	-3.3%	0.2%	2.6%

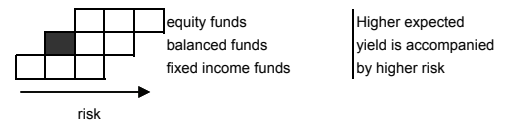
	2003	2004	2005	2006	2007	2008	2009
Performance	7.7%	8.3%	9.4%	4.2%	4.6%	-19.9%	7.2%

## Manager Commentary

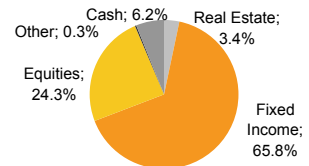
February was like a mirror image of the previous month in global equity markets – over the first week prices of most risky assets continued their downward trend which started in mid January, but by the end of the month price losses were mainly recovered. Also regionally, the best returning markets (Latin America, USA and Sweden) where the fund invests in were generally the ones with poor performance over January. In fixed income markets after a long time investment grade credit underperformed euro area periphery government bonds, in particular those of Greece and Ireland.

We gradually added equity positions toward the legally allowed maximum limits in the fund over February. In particular, we saw Europe and CEE equity markets as technically oversold in the short term horizon. Looking further ahead we expect global business cycle leading indicators to start rolling over. In addition, we see that the gradual withdrawal of liquidity from financial markets by major central banks can pose some temporary headwinds for global equities. As a result we stand ready to decrease our equity positions should the first signs of the aforementioned risks start to materialize.

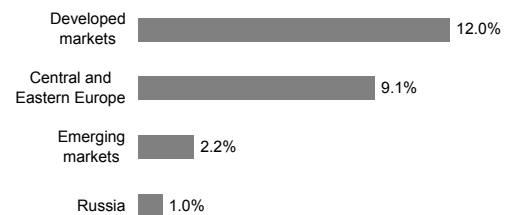
## Risk level



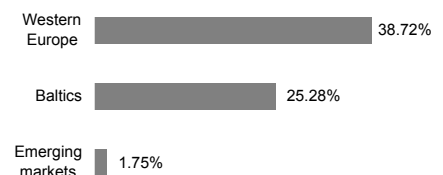
## Portfolio by instruments



## Equity portfolio by regions



## Fixed Income portfolio by regions



## Largest investments

Stocks	Weight
SSGA USA Index Equity Fund	3.5%
SSGA Tracks Pan Euro	3.2%
Hansa CEE Fund of Funds	2.6%
Luxor Eastern Europe Index Fund	2.0%
SSGA Europe Index Equity Fund	1.8%
Bonds	Weight
SSGA Euro Corp. Bond Index Fund	5.3%
Germany 4.25% 12.10.2012	5.2%
France 4.5% 12.07.2012	4.8%
Lithuania EEK 07.07.2011	4.7%
Greece 4.3% 20.03.2012	3.3%

The value of the Fund's unit can either grow or decrease in time. The current return of the Fund shall not guarantee the same return in the future. Funds investing in foreign markets are vulnerable to monetary movements, which may lead to a growth or decrease of the net asset value of the Fund's unit. Pension Funds are founded on the basis of Funded Pensions Act. The following payment which conditionally consists of two parts - tax (4% portion of the social tax) and contribution (2% contribution of the state funded pension, withheld by the employer on the employee's gross wages) - shall be transferred to the mandatory funded pension account for a person who has joined the funded pension system.