

# Swedbank Pension Fund Index

Factsheet | Data as of 31 March 2023

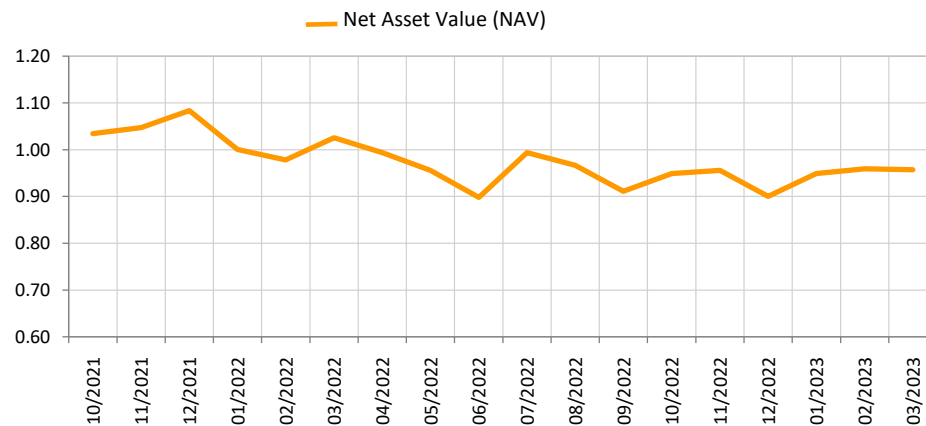
## Investment principles

The Fund is a fund established to allow mandatory funded pension. Its main purpose in operating is to provide the Funds' unit holders with additional income in addition to the state pension after reaching the retirement age. The assets of the Fund are predominantly invested in other investment funds tracking global equity indices of developed countries. Up to 100% of the Fund's assets may be invested in instruments with equity risk. The investment of the assets of the Fund shall take into consideration the ESG (environmental, social, governance) factors or principles of other fields of responsible and sustainable policy.

## Fund information

|                         |                                 |
|-------------------------|---------------------------------|
| Fund Management Company | Swedbank Investeerimisfondid AS |
| Portfolio Managers      | Pertti Rahnel                   |
| Inception year          | 2021                            |
| ISIN code               | EE3600001814                    |
| Net Assets (AUM)        | 24 855 012 EUR                  |
| Net Asset Value (NAV)   | 0.95728 EUR                     |
| Ongoing Charge          | 0.31%                           |
| Subscription Fee        | 0%                              |
| Redemption Fee          | 0%                              |

## Fund performance\*



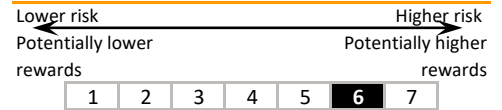
## Historical Performance\*

|             | YTD  | 1 month | 3 months | 1 year | 2 years | 3 years | 5 years | Inception |
|-------------|------|---------|----------|--------|---------|---------|---------|-----------|
| Performance | 6.3% | -0.2%   | 6.3%     | -6.6%  |         |         |         | -4.3%     |

## Top 10 holdings (%)

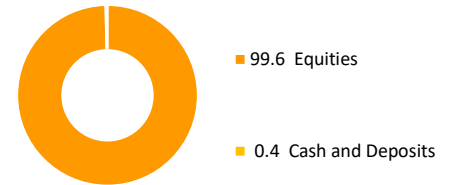
| Equity portfolio                                | Weight |
|---|--------|
| Amundi Index MSCI World SRI UCITS ETF           | 26.7   |
| UBS ETF-MSCI World Socially Responsible UCITS   | 19.2   |
| Swedbank Robur Access Global                    | 18.9   |
| Swedbank Robur Access Edge Glo                  | 17.9   |
| Lyxor MSCI World ESG Trend Leaders DR UCITS ETF | 16.9   |

## Risk and Reward profile



The categories specified in the risk scale are based on the fluctuation of the value of the Fund's assets or the appropriate allocation of assets during the last five years.

## Asset allocation (%)



## Equity region exposure (%)



## Currency exposure (%)

