

Swedbank Pension Fund Generation 2000-09

Factsheet | Data as of 31 July 2024

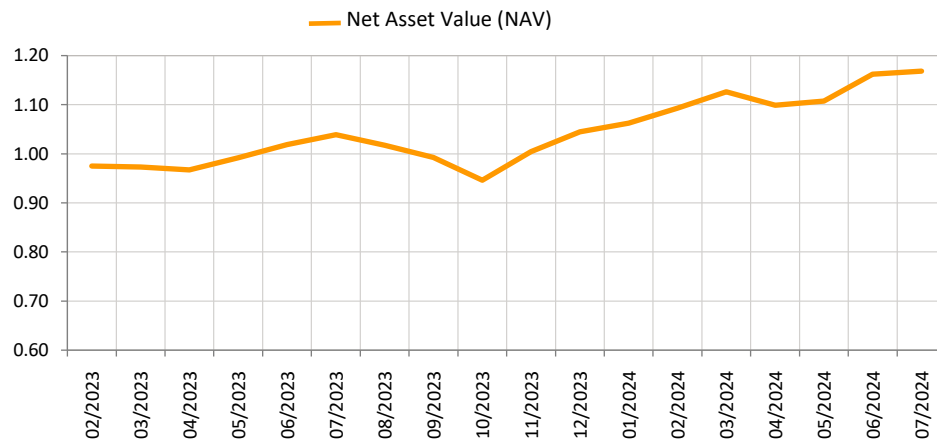
Investment principles

The Fund is a mandatory pension fund. Its main purpose is to provide the Funds' unit holders with additional income in addition to the state pension after reaching the retirement age. The Fund is a lifecycle fund, meaning that the ratio of instruments carrying equity risk in the Fund's assets will be reduced over time pursuant to the conditions and prospectus of the Fund.

Fund information

| | |
|-------------------------|--|
| Fund Management Company | Swedbank Investeerimisfondid AS |
| Portfolio Managers | Ene Õunmaa, Katrin Rahe, Pertti Rahnel |
| Inception year | 2023 |
| ISIN code | EE3600001848 |
| Net Assets (AUM) | 3 892 194 EUR |
| Net Asset Value (NAV) | 1.16837 EUR |
| Ongoing Charge | 0.83% |
| Subscription Fee | 0% |
| Redemption Fee | 0% |

Fund performance*



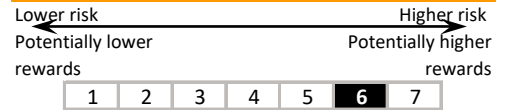
Historical Performance*

| | YTD | 1 month | 3 months | 1 year | 2 years | 3 years | 5 years | Inception |
|-------------|-------|---------|----------|--------|---------|---------|---------|-----------|
| Performance | 11.8% | 0.5% | 6.3% | 12.4% | | | | 16.8% |

Top 10 holdings (%)

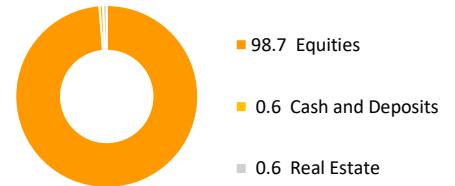
| Equity portfolio | Weight |
|---|--------|
| Amundi S&P 500 Climate Net Zero Ambition Pab Ucits | 15.4 |
| Amundi MSCI World ESG Leaders UCITS ETF | 14.1 |
| Swedbank Robur Access Edge Global | 13.8 |
| UBS ETF - MSCI World Socially Responsible UCITS ETF | 13.2 |
| Amundi MSCI World SRI Climate Net Zero Ambition PAB UCITS ETF | 10.5 |
| Swedbank Robur Globalfond | 9.3 |
| Xtrackers MSCI Japan ESG UCITS ETF | 5.4 |
| Amundi MSCI EM ex China ESG ETF | 4.5 |
| Amundi MSCI World SRI Climate Net Zero Ambition PAB UCITS ETF | 3.4 |
| Swedbank Robur Access USA A | 1.9 |

Risk and Reward profile

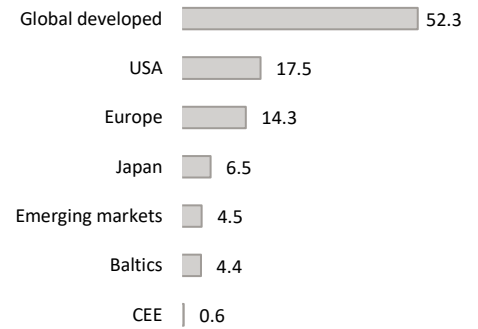


The categories specified in the risk scale are based on the fluctuation of the value of the Fund's assets or the appropriate allocation of assets during the last five years.


Asset allocation (%)



Equity region exposure (%)



Currency exposure (%)



The value of fund units may rise or fall over time. The fund's historical performance does not promise or offer any indications regarding future performance. This document and the information contained herein does not constitute investment recommendation or investment advice. Please read fund's rules and prospectus available on the website www.swedbank.ee/fondid. For further information please contact Swedbank Investment Support on phone at +372 613 1606, Mon-Fri 8:30am - 6pm or visit nearest Swedbank branch.