

# Swedbank Pension Fund Conservative

Factsheet | Data as of 31 December 2023

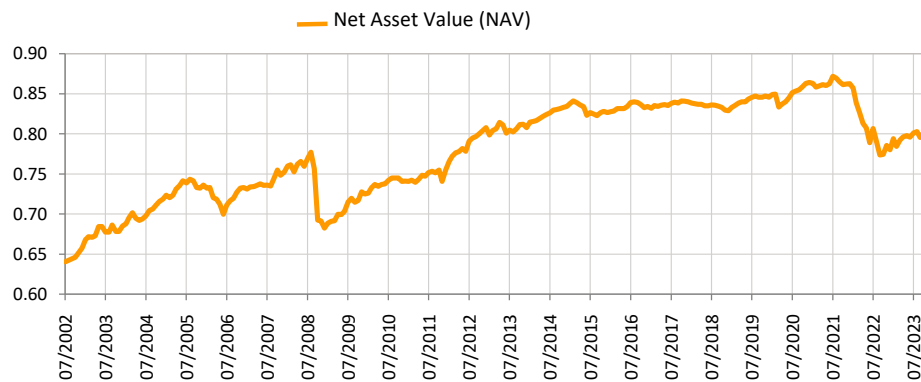
## Investment principles

The Fund is a mandatory pension fund. Its main purpose is to provide the Funds' unit holders with additional income in addition to the state pension after reaching the retirement age. At least 80% of the Fund's assets are invested in bonds, money market instruments, deposits at credit institutions, and other assets permitted by legislation, and in units or equities of funds whose assets are invested mainly in the aforementioned assets. The rest of the Fund's assets may be invested in equities, immovable and other assets permitted by legislation.

## Fund information

Fund Management Company	Swedbank Investeerimisfondid AS
Portfolio Managers	Ene Õunmaa, Katrin Rahe, Pertti Rahnel
Inception year	2002
ISIN code	EE3600019733
Net Assets (AUM)	39 018 336 EUR
Net Asset Value (NAV)	0.83727 EUR
Ongoing Charge	0.48%
Subscription Fee	0%
Redemption Fee	0%

## Fund performance\*



### Historical Performance\*

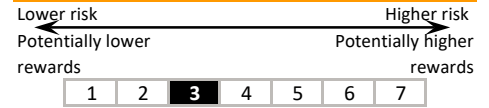
	YTD	1 month	3 months	1 year	2 years	3 years	5 years	Inception
Performance	7.3%	2.4%	5.2%	7.3%	-2.9%	-3.1%	1.0%	31.0%
Annualized return				7.3%	-1.5%	-1.1%	0.2%	1.3%
Year	2016	2017	2018	2019	2020	2021	2022	2023
Performance	0.9%	0.7%	-1.3%	2.0%	2.2%	-0.2%	-9.6%	7.3%

Standard deviation of returns (over the last 3 years) 4.2%

## Top 10 holdings (%)

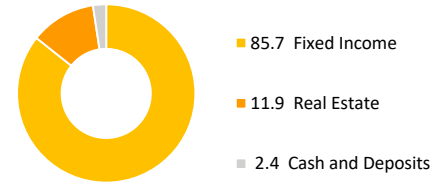
Fixed Income portfolio	Weight
Luminor Bank VAR 08.06.2027	2.8
Altum AS 1.300% 07.03.2025	2.5
Nykredit Realkredit AS 0.250% 13.01.2026	2.2
Danske Bank A/S VAR 10.01.2031	1.9
Ignitis Grupe AB 2.000% 21.05.2030	1.8
Spain Government 6.000% 31.01.2029	1.6
City of Tallinn FRN 29.11.2027	1.5
Orange SA 8.125% 28.01.2033	1.5
Spain Government 1.450% 30.04.2029	1.5
Stora Enso Oyj 0.625% 02.12.2030	1.5

## Risk and Reward profile

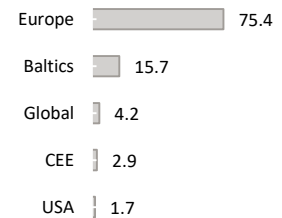


The categories specified in the risk scale are based on the fluctuation of the value of the Fund's assets or the appropriate allocation of assets during the last five years.

## Asset allocation (%)



## Fixed Income region exposure (%)



## Currency exposure (%)



## Fixed Income portfolio by modified duration (%)

