

Swedbank Pension Fund K10

Factsheet | Data as of 31 December 2021

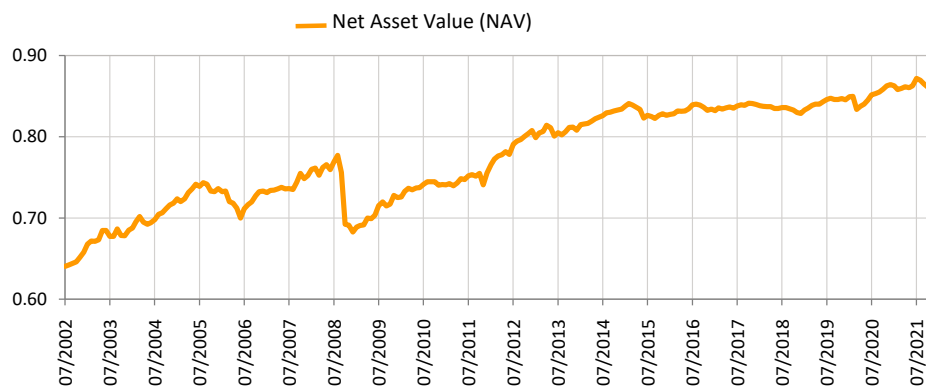
Investment principles

The fund is a mandatory pension fund. Its main purpose is to provide the funds' unit holders with additional income in addition to the state pension after reaching the retirement age. At least 90% of the fund's assets are invested in bonds, money market instruments, deposits at credit institutions, and other assets permitted by legislation, and in units or equities of funds whose assets are invested mainly in the aforementioned assets. The rest of the fund's assets may be invested in equities, immovable and other assets permitted by legislation.

Fund information

| | |
|-------------------------|--|
| Fund Management Company | Swedbank Investeerimisfondid AS |
| Portfolio Managers | Ene Öunmaa, Katrin Rahe, Pertti Rahnel |
| Inception year | 2002 |
| ISIN code | EE3600019733 |
| Net Assets (AUM) | 43 734 395 EUR |
| Net Asset Value (NAV) | 0.86264 EUR |
| Ongoing Charge | 0.37% |
| Subscription Fee | 0% |
| Redemption Fee | 0% |

Fund performance*



Historical Performance*

| | YTD | 1 month | 3 months | 1 year | 2 years | 3 years | 5 years | Inception |
|-------------------|-------|---------|----------|--------|---------|---------|---------|-----------|
| Performance | -0.2% | 0.0% | -0.3% | -0.2% | 2.0% | 4.1% | 3.4% | 35.0% |
| Annualized return | | | | -0.2% | 1.0% | 1.3% | 0.7% | 1.5% |

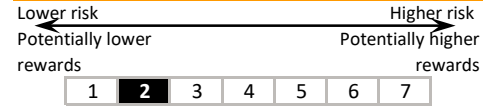
| Year | 2014 | 2015 | 2016 | 2017 | 2018 | 2019 | 2020 | 2021 |
|-------------|------|-------|------|------|-------|------|------|-------|
| Performance | 3.2% | -0.9% | 0.9% | 0.7% | -1.3% | 2.0% | 2.2% | -0.2% |

Standard deviation of returns (over the last 3 years) 1.7%

Top 10 holdings (%)

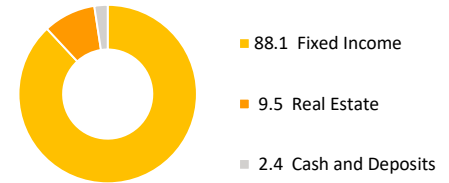
| Fixed Income portfolio | Weight |
|--|--------|
| Luminor Bank AS 0.792% 03.12.2024 | 4.6 |
| Swedbank AB 0.200% 12.01.2028 | 2.9 |
| Stellantis NV 4.500% 07.07.2028 | 2.8 |
| Traton Finance Luxembourg SA 0.750% 24.03.2029 | 2.7 |
| Volkswagen Financial Services AG 3.375% 06.04.2028 | 2.7 |
| ING Groep VAR 26.05.2031 | 2.4 |
| Altum AS 1.300% 07.03.2025 | 2.4 |
| Signify NV 2.000% 11.05.2024 | 2.4 |
| Danfoss Finance I BV 0.125% 28.04.2026 | 2.3 |
| EQT AB 0.875% 14.05.2031 | 2.3 |

Risk and Reward profile

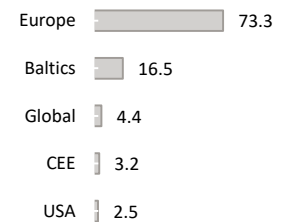


The categories specified in the risk scale are based on the fluctuation of the value of the Fund's assets during the last five years.

Asset allocation (%)



Fixed Income region exposure (%)



Currency exposure (%)



Fixed Income portfolio by modified duration (%)

