

# Swedbank Pension Fund K10

Factsheet | Data as of 29 February 2020

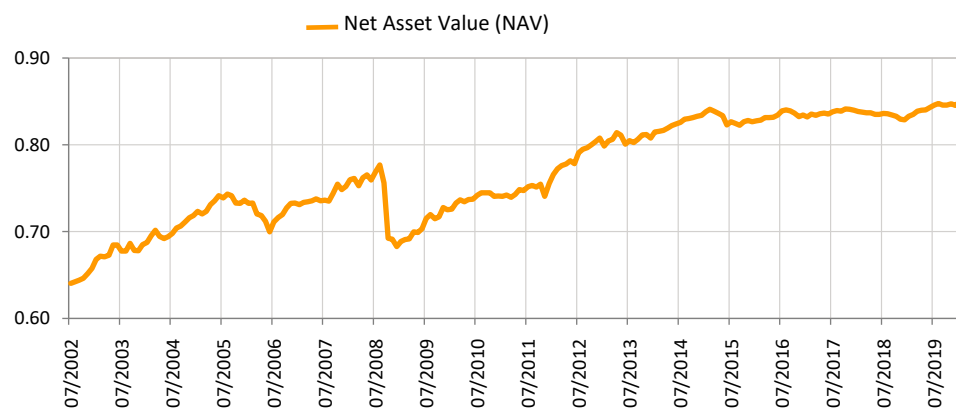
## Investment principles

Swedbank Pension Fund K10 is a contractual investment fund founded for providing mandatory funded pension. At least 90% of the fund's assets are invested in bonds, money market instruments, deposits and other assets permitted under legislation. The rest of the fund's assets may be invested in equities, equity funds and other equity-like instruments, immovables and other assets permitted by legislation. Conservative strategy focuses on bonds and its objective is the preservation of capital and moderate growth primarily in shorter horizon.

## Fund information

Fund Management Company	Swedbank Investeerimisfondid AS
Inception year	2002
ISIN code	EE3600019733
Net Assets (AUM)	68 517 965 EUR
Net Asset Value (NAV)	0.85035 EUR
Ongoing Charge	0.37%
Subscription Fee	0%
Redemption Fee	0%

## Fund performance\*



### Historical Performance\*

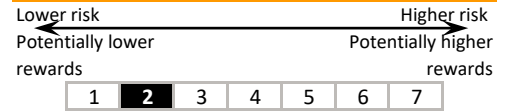
	YTD	1 month	3 months	1 year	2 years	3 years	5 years	Inception
Performance	0.6%	0.1%	0.4%	1.8%	1.5%	1.8%	1.1%	33.1%
Annualized return				1.8%	0.8%	0.6%	0.2%	1.6%
Year	2012	2013	2014	2015	2016	2017	2018	2019
Performance	6.9%	0.0%	3.2%	-0.9%	0.9%	0.7%	-1.3%	2.0%

Standard deviation of returns (over the last 3 years) 0.8%

## Top 10 holdings (%)

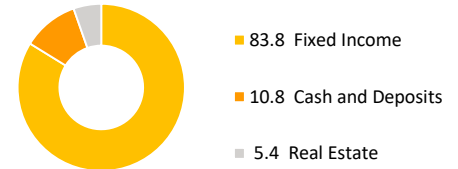
Fixed Income portfolio	Weight
Luminor Bank 1.500% 18.10.2021	5.1
AS Citadele banka Eesti filiaal term deposit	4.4
Luminor Bank AS 1.375% 21.10.2022	3.7
Government of Lithuania 0.300% 04.05.2021	3.7
Coop Bank AS term deposit	3.6
Government of Lithuania 0.400% 16.08.2023	2.5
Eesti Energia 2.384% 22.09.2023	2.4
Government of Spain 0.050% 31.01.2021	2.2
Government of France 0.000% 25.02.2022	1.9
Government of Poland 0.500% 20.12.2021	1.8

## Risk and Reward profile

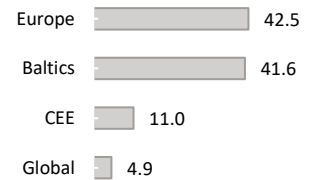


The categories specified in the risk scale are based on the fluctuation of the value of the Fund's assets during the last five years.

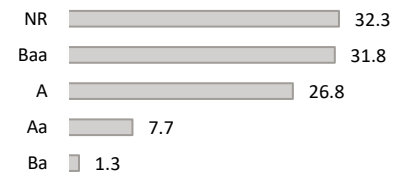
## Asset allocation (%)



## Fixed Income region exposure (%)



## Fixed Income portfolio by ratings (%)



## Currency exposure (%)



## Fixed Income portfolio by modified duration (%)

