

Swedbank Pension Fund K1 (Conservative strategy)

Factsheet | Data as of 28 February 2018

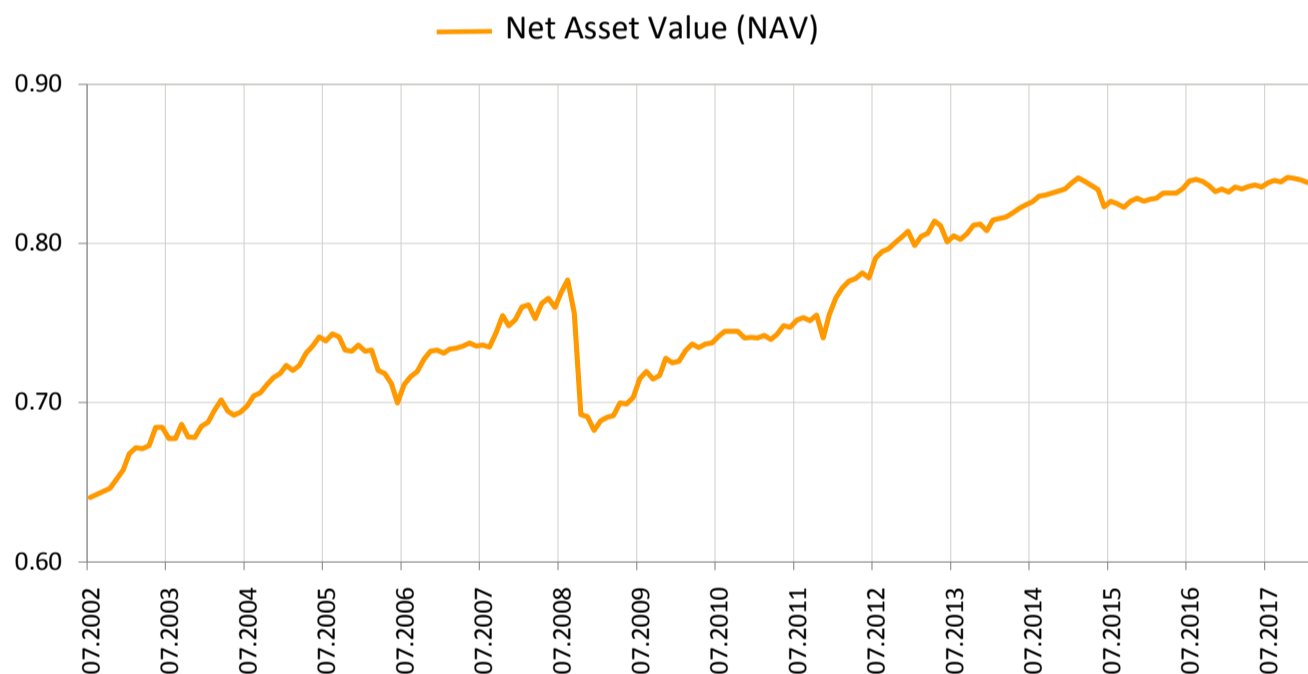
Investment principles

Swedbank Pension Fund K1 (Conservative Strategy) is a contractual investment fund founded for providing mandatory funded pension. The objective of the Fund is a long-term growth of the value of the Fund's assets by means of investing 100% of the assets in bonds, money market instruments, deposits, investment funds, which assets may be invested in the above securities and deposits, and other similar assets. The Fund invests neither in equities and immovables nor respective investment funds.

Fund information

Fund Management Company	Swedbank Investeerimisfondid AS
Fund Manager	Katrin Rahe
Inception year	2002
ISIN code	EE3600019733
Net Assets (AUM)	63 851 463 EUR
Net Asset Value (NAV)	0.83759 EUR
Management Fee per annum	0.29%
Subscription Fee	0%
Redemption Fee	0%

Fund performance*



Historical Performance*

	YTD	1 month	3 months	1 year	2 years	3 years	5 years	Inception
Performance	-0.3%	-0.1%	-0.4%	0.3%	1.1%	-0.4%	4.1%	31.1%
Annualized return				0.3%	0.6%	-0.1%	0.8%	1.7%

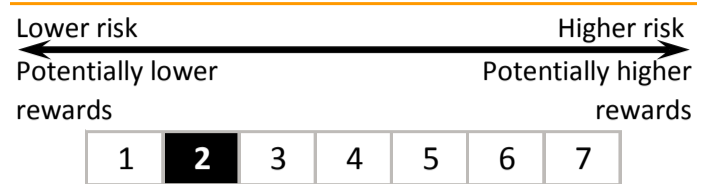
Year	2010	2011	2012	2013	2014	2015	2016	2017
Performance	2.2%	1.9%	6.9%	0.0%	3.2%	-0.9%	0.9%	0.7%

Standard deviation of returns (over the last 3 years) 1.2%

Top 10 holdings (%)

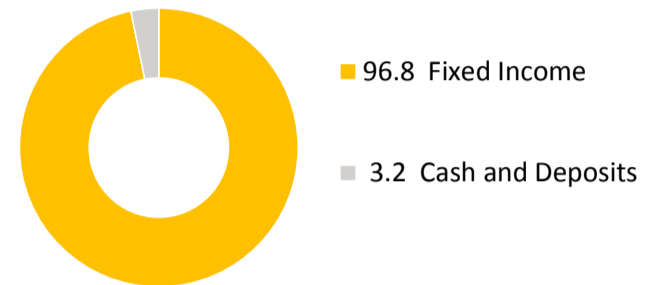
Portfolio	Weight
iShares Core Euro Corporate Bond UCITS ETF	8.8
Amundi 6 M - I	8.7
Allianz Euro Oblig Court Terme ISR I	8.6
iShares Euro Corporate Bond Interest Rate Hedged	8.6
Amundi ETF Floating Rate USD Corporate UCITS ETF	5.8
GOVERNMENT OF FRANCE OAT EUR 3.5% 25.04.2026	5.7
iShares Euro Ultrashort Bond UCITS ETF	5.7
Luminor Bank Deposit 24.05.2018	3.4
Tallinn FRN EUR 29.11.2027	2.2
Rabobank EUR 4.125% 12.01.2021	2.1

Risk and Reward profile

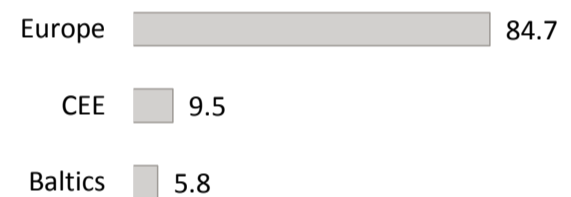


The categories specified in the risk scale are based on the fluctuation of the value of the Fund's assets during the last five years.


Asset allocation (%)



Fixed Income region exposure (%)



Portfolio by ratings (%)



Currency exposure (%)



Portfolio by modified duration (%)

