

Swedbank Pension Fund K1 (Conservative Strategy)

Factsheet | Data as of 31 August 2017

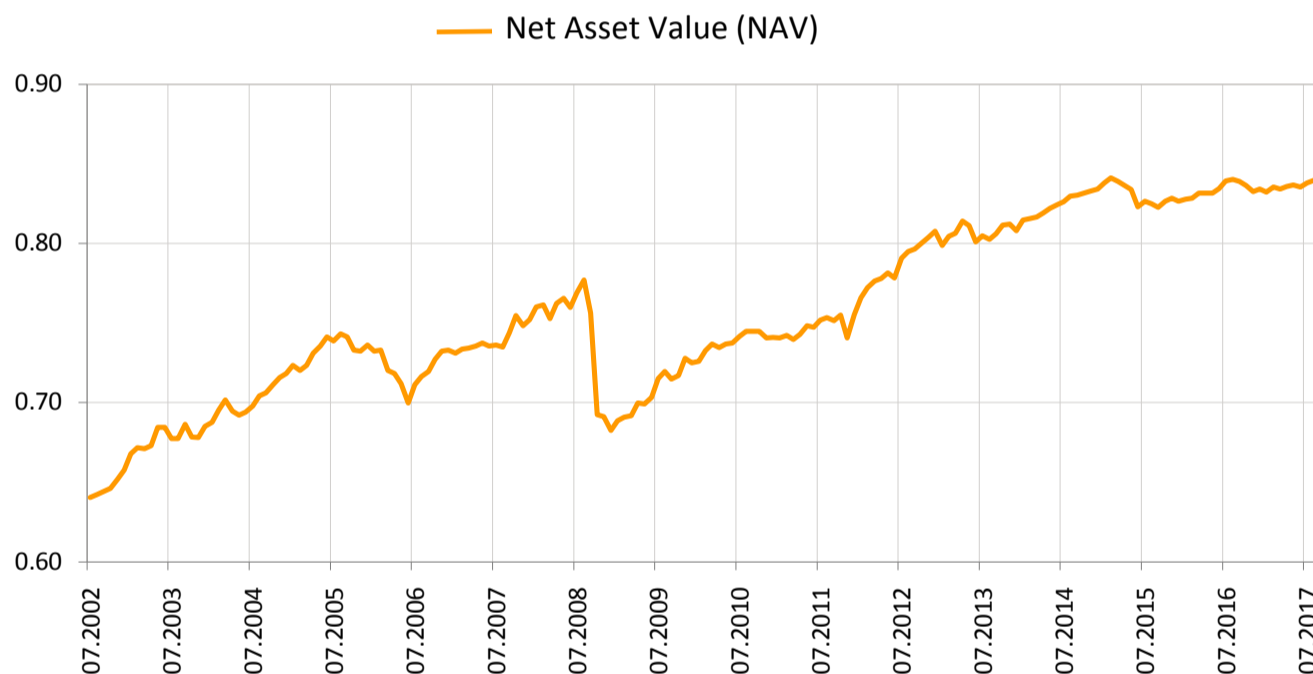
Investment principles

Swedbank Pension Fund K1 (Conservative Strategy) is a contractual investment fund founded for providing mandatory funded pension. The objective of the Fund is a long-term growth of the value of the Fund's assets by means of investing 100% of the assets in bonds, money market instruments, deposits, investment funds, which assets may be invested in the above securities and deposits, and other similar assets. The Fund invests neither in equities and immovables nor respective investment funds.

Fund information

Fund Management Company	Swedbank Investeerimisfondid AS
Fund Manager	Katrin Rahe
Inception year	2002
ISIN code	EE3600019733
Net Assets (AUM)	60 558 191 EUR
Net Asset Value (NAV)	0.83950 EUR
Management Fee per annum	0.29%
Subscription Fee	0%
Redemption Fee	0%

Fund performance*



Historical Performance*

	YTD	1 month	3 months	1 year	2 years	3 years	5 years	Inception
Performance	0.6%	0.2%	0.3%	-0.1%	1.8%	1.2%	5.6%	31.4%
Annualized return				-0.1%	0.9%	0.4%	1.1%	1.8%

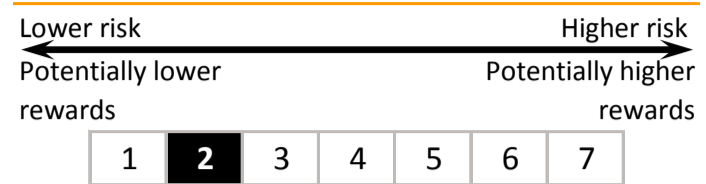
Year	2009	2010	2011	2012	2013	2014	2015	2016
Performance	6.2%	2.2%	1.9%	6.9%	0.0%	3.2%	-0.9%	0.9%

Standard deviation of returns (over the last 3 years) 1.2%

Top 10 holdings (%)

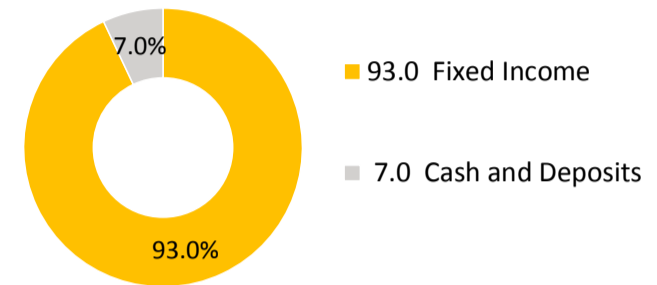
Portfolio	Weight
iShares Euro Corporate Bond Interest Rate Hedged	9.0
iShares Core Euro Corporate Bond UCITS ETF	8.7
iShares Euro Ultrashort Bond UCITS ETF	8.6
Allianz Euro Oblig Court Terme ISR I	7.8
Amundi 6 M - I	7.2
Amundi ETF Floating Rate USD Corporate UCITS ETF	6.1
Deposit- Nordea Bank Finland Plc Estonia Branch (EUR)	3.6
Tallinn FRN EUR 29.11.2027	2.5
Rabobank EUR 4.125% 12.01.2021	2.3
Poland 0.500% EUR 20.12.2021	1.8

Risk and Reward profile




The categories specified in the risk scale are based on the fluctuation of the value of the Fund's assets during the last five years.


Asset allocation (%)




Fixed Income region exposure (%)



Portfolio by ratings (%)



Currency exposure (%)



Portfolio by modified duration (%)

